



# 2010-11 ULM Men's Basketball

ULM Media Relations

Jeremy Stevens

Men's Basketball Contact

405-476-0291 • stevenj@warhawks.ulm.edu

ulmwarhawks.com

## ULM Schedule/Results

### NOVEMBER

N12	at Texas Tech	L, 67-86
N16	at Iowa	L, 40-68
N20	<b>SE OKLAHOMA STATE</b>	<b>W, 70-59</b>
N23	<b>STEPHEN F. AUSTIN</b>	<b>L, 64-65</b>

### Global Sports Roundball Classic

N26	vs. Jacksonville State ^	W, 57-50
N27	at Illinois State ^	L, 55-59
N28	vs. South Dakota ^	L, 66-79

### DECEMBER

D2	at Kent State	L, 53-69
D4	at Louisiana Tech	L, 58-67
D11	<b>CENTENARY</b>	<b>W, 60-46</b>
D15	at UTEP	L, 49-79
D19	<b>FLORIDA ATLANTIC* (SBN)</b>	<b>L, 58-60</b>
D22	<b>NORTHERN COLORADO</b>	<b>W, 78-75</b>
D29	at Stephen F. Austin	L, 36-60

### JANUARY

J2	<b>FIU*</b>	<b>L, 72-73</b>
J4	<b>UNION COLLEGE (KY.)</b>	<b>W, 87-66</b>
J8	<b>DENVER* (SBN)</b>	<b>L, 57-66</b>
J13	at UALR*	L, 50-81
J15	at South Alabama*	W, 67-65
J20	<b>NORTH TEXAS*</b>	<b>7:30 p.m.</b>
J22	at UL-Lafayette*	7 p.m.
J27	at Arkansas State*	7 p.m.
J29	<b>TROY*</b>	<b>6 p.m.</b>

### FEBRUARY

F3	at Middle Tennessee*	7 p.m.
F5	at Western Kentucky*	3:30 p.m.
F10	<b>ARKANSAS STATE*</b>	<b>7:30 p.m.</b>
F12	<b>UALR*</b>	<b>7 p.m.</b>
F17	at Denver*	8 p.m.
F19	at North Texas*	7 p.m.
F26	<b>UL-LAFAYETTE*</b>	<b>6 p.m.</b>

### MARCH

#### Sun Belt Conference Tournament

M5	First Round \$	TBA
M6	Quarterfinals \$	TBA
M7	Semifinals \$	6/8:30 p.m.
M8	Final \$	6 p.m.

All game times are central

Home games in **BOLDFACE CAPS**

\* - denotes Sun Belt Conference game

^ - Normal, Ill.

\$ - Hot Springs, Ark.



## ULM WARHAWKS (6-13, 1-4 SUN BELT) VS. NORTH TEXAS MEAN GREEN (14-4, 3-2 SUN BELT)

Date ..... Thursday, Jan. 20, 2011  
Tipoff ..... 7:30 p.m.  
Location ..... Fant-Ewing Coliseum (Monroe, La.)  
Series History ..... ULM leads 27-18  
Coaches ..... NT's Johnny Jones (179-141) vs. ULM's Keith Richard (156-130)  
Radio ..... 105.3 FM, Nick White (pbp)  
Live Stats ..... ulmwarhawks.com  
Live Video ..... ulmwarhawks.com

### WARHAWK QUICK HITS

- The Warhawks won for the first time on the road and in conference play in a 67-65 victory at South Alabama last Thursday.
- Junior guard Fred Brown recorded his third 20-plus scoring game of the season and sixth of his career with 25 points against South Alabama.
- Senior forward Tommie Sykes tallied ULM's first double-double of the season with 13 points and 12 rebounds against South Alabama. It was Sykes' second double-digit rebounding game of the season.
- Starters accounted for 65 of ULM's 67 points against South Alabama.
- The Warhawks made no substitutions in the second half against South Alabama as Tommie Sykes, Fred Brown, Steven McClellan, Hugh Mingo and Lawrence Gilbert each played all 20 minutes.
- ULM is ranked fifth in the Sun Belt in scoring defense, allowing just 67.0 points per game.
- The Warhawks are 4-4 at home this season and just 2-9 away from Fant-Ewing Coliseum. ULM's four home losses have been by a combined 13 points (64-65 vs. Stephen F. Austin, 58-60 vs. Florida Atlantic, 72-73 vs. FIU, 57-66 vs. Denver).
- The Warhawks' three highest scoring games of the season have all come in the last month (87 vs. Union College (Jan. 4), 78 vs. Northern Colorado (Dec. 22), 72 vs. FIU (Jan. 2)).
- ULM has had five players score at least 25 points in a game this season (Fred Brown, twice, 25 against Texas Tech and 25 against South Alabama; Hugh Mingo had 27 vs. Centenary; Lawrence Gilbert had 28 vs. Northern Colorado; Tommie Sykes had 32 vs. Union College).
- Four ULM players are averaging double figures in scoring this season (Tied for the most in the Sun Belt).

### ULM PROBABLE STARTERS

NO.	NAME	POS.	HT.	WT.	YR.	HOMETOWN	2010-11 STATS
13	Tommie Sykes	F	6-4	205	Sr.	Philadelphia, Pa.	11.6 ppg, 4.6 rpg, .594 FT%
22	Lawrence Gilbert	F	6-7	210	Sr.	New Orleans, La.	11.3 ppg, 5.1 rpg, 1.6 apg
23	Steven McClellan	F	6-7	237	Fr.	Fresno, Calif.	5.4 ppg, 4.4 rpg, 6 gs
24	Hugh Mingo	G	6-3	175	Jr.	West Monroe, La.	11.7 ppg, 4.6 rpg, 33 3s
55	Fred Brown	G	6-2	190	Jr.	West Palm Beach, Fla.	13.6 ppg, 2.7 apg, 36 3s

### NORTH TEXAS PROBABLE STARTERS

NO.	NAME	POS.	HT.	WT.	YR.	HOMETOWN	2010-11 STATS
01	Dominique Johnson	G	5-10	162	Sr.	Kansas City, Mo.	10.4 ppg, 2.2 rpg, 3.9 apg
04	George Odufuwa	F	6-8	240	Sr.	Dallas, Texas	11.4 ppg, 10.2 rpg, .586 FG%
10	Josh White	F	5-10	175	Sr.	Baton Rouge, La.	14.3 ppg, 2.7 apg, 24 3s
15	Ben Knox	C	6-10	221	So.	Arlington, Texas	2.1 ppg, 2.2 rpg, 0.5 bpg
21	Shannon Shorter	G	6-4	200	Sr.	Houston, Texas	6.5 ppg, 3.5 rpg, 1.2 apg

## UNIVERSITY INFORMATION

Name..... ULM (University of Louisiana at Monroe)  
Location..... Monroe, La.  
Founded ..... 1931  
Enrollment ..... 9,004  
Nickname/Mascot ..... Warhawks/ACE  
School Colors ..... Maroon & Gold  
President..... Dr. Nick J. Bruno  
Athletics Director..... Bobby Staub  
Associate Athletic Director..... Doug Mosley  
Conference..... Sun Belt  
Affiliation ..... NCAA Division I

## HOME COURT INFORMATION

Facility..... Fant-Ewing Coliseum  
Capacity ..... 7,000  
Opened ..... 1971  
Playing Surface..... Maple  
All-Time Record..... 381-136  
Championship Tournaments Hosted ..... 10  
Press Row Phone ..... (318) 342.6920

## PROGRAM INFORMATION

First Season..... 1951-52 (2-15)  
Total Seasons ..... 59  
All-Time Record ..... 892-737  
All-Time Conference Record ..... 382-305  
    Gulf States (18 Seasons) ..... 100-98  
    Atlantic Sun (4 Seasons) ..... 23-11  
    Southland (24 Seasons) ..... 231-149  
    Sun Belt (3 Seasons) ..... 28-49  
Winning Seasons ..... 38  
    Last..... 2006-07 (18-14)  
20+ Win Seasons..... 10  
    Last..... 2001-02 (20-12)  
Conference Championship Seasons..... 12  
    Season/Tournament/Both..... 10/2/5  
    Last..... 1996-97 (Regular Season)  
NCAA Tournament Appearances..... 7  
    Last..... 1995-96 (Wake Forest: L, 62-50)  
    All-Time Record ..... 1-7  
NIT Appearances..... 1  
    Last..... 1978-79 (at Virginia: L, 79-78)  
    All-Time Record ..... 0-1

## 2009-10 SEASON RECAP

Season Record ..... 12-19 (.387)  
    Sun Belt Record ..... 6-12 (.333)  
    Finish ..... 5th West/10th Overall  
    Sun Belt Tournament Record..... 1-1 (.500)  
    Non-Conference Record ..... 6-7 (.462)  
Starters R/L..... 1/4  
Letterwinners R/L ..... 2/8  
Newcomers (HS/TR)..... 8 (5/3)

## COACHING STAFF INFORMATION

Head Coach ..... Keith Richard  
    Alma Mater ..... ULM, 1982  
    Years at ULM ..... First Season (10th Overall)  
    Record..... 156-130 Overall  
    ..... 6-13 at ULM  
Assistant Coach..... Robert Lee  
    Alma Mater ..... Nicholls State, 1991  
    Years at ULM ..... First Season  
Assistant Coach..... Cord Wright  
    Alma Mater ..... Limestone College, 2002  
    Years at ULM ..... First Season  
Director of Basketball Operations ..... Brandon Roberts  
Best Time to Call Staff ..... Contact SID

## Game Basics

The Warhawks (6-13, 1-4 SBC) return home to face North Texas (14-4, 3-2 SBC) Thursday at 7:30 p.m. inside Fant-Ewing Coliseum. The game can be heard on on KLIP 105.3 FM in Monroe with Nick White calling the play-by-play. All ULM home games are streamed live on [ulmwarhawks.com](http://ulmwarhawks.com).

## Updating the Warhawks

ULM picked up its first conference win of the season with a 67-65 victory at South Alabama last Thursday. It also marked the first true road victory for the Warhawks this season. ULM shot 51.1 percent from the field and outrebounded the Jaguars 30-17. The Warhawks also had a 15-8 advantage in second-chance points.

Junior guard Fred Brown tied his season

high with 25 points to lead the way for the Warhawks. Brown made 9-of-18 shots from the field and 4-of-8 shots from 3-point range. His fourth 3 of the night gave ULM the lead for good at 66-63 with 2:00 remaining. Brown leads the squad in scoring with 13.6 points per game.

Tommie Sykes recorded his first double-double of the season with 13 points and a career-high 12 rebounds. Sykes also got the free-throw line 11 times, converting on seven of those. Senior forward Lawrence Gilbert notched double digits in scoring for the second straight game with 14 points.

The Warhawks shoot 41.4 percent from the field, 29.5 percent from 3-point range and 67.0 percent from the free-throw line. ULM averages 60.2 points per game, while giving up an average of 67.0 points.

## Warhawks in the National Rankings

- The Warhawks have three players that rank in the top 250 in the country in steals -- Fred Brown, Tommie Sykes and Hugh Mingo.
- Brown leads the way at 199 with 1.53 per game. Sykes and Mingo each rank 210 with 1.52 steals per game. Brown also ranks 182 in the 3-pointers made per game with 2.1.
- Lawrence Gilbert is 104th in the country in free-throw percentage (83.1 percent) and Sykes ranks 212th in rebounds per game (6.8).
- The Warhawks rank 153rd as a team in scoring defense (67.0), 157th in steals per game (6.8) and 164th in rebounding margin (+1.0).

## Previewing North Texas

North Texas enters Thursday having lost two of its last three games. Most recently, the Mean Green dropped an 89-81 decision at Troy Jan. 15. North Texas is ranked No. 19 in this week's Mid Major Top 25 poll.

Tristan Thompson leads the Sun Belt in scoring with 17.4 points per contest. Thompson is making 43.7 percent of his shots from the field and 36.6 percent from 3-point range. He also ranks sixth in the conference in free-throw percentage, shooting 84.3 percent. Josh White chips in 14.3 points per game, while George Odufuwa adds 11.4 point and Dominique Johnson averages 10.4 points.

North Texas averages a Sun Belt-best 79.1 points per game and allows an average of 72.6 points. The Mean Green shoots 48.3 percent from the field, 36.3 percent from 3-point range and 74.3 percent from the free-throw line.

Johnnie Jones is 164-125 in his 10th season as the head coach at North Texas. Jones ranks second on the school's all-time wins list and he has guided North Texas to NCAA Tournament berth on two occasions (2007 & 2010).

## STATS COMPARISON

### CATEGORY

Overall Record	6-13	14-4
Conference Record	1-4	3-2
Points Per Game	60.2	79.1
Opp. Points Per Game	67.0	72.6
Rebounds Per Game	31.6	35.6
Rebounding Margin	+1.0	+1.4
Field Goal Pct.	.414	.483
Opp. Field Goal Pct.	.467	.444
3-Point Pct.	.295	.363
Opp. 3-Point Pct.	.393	.372
Free Throw Pct.	.670	.743
Assists Per Game	10.2	13.3
Turnovers Per Game	15.4	13.6
Turnover Margin	-1.4	-0.3
Blocked Shots Per Game	1.7	2.7
Steals Per Game	6.7	5.4



## Series with North Texas

ULM leads the all-time series with North Texas 27-18, but has dropped the last seven decisions. The Mean Green defeated ULM three times last season, including a 69-66 victory in the Sun Belt Conference Tournament. The Warhawks own a 15-6 advantage in games played in Monroe.

## Up Next

The Warhawks travel to face in-state rival UL-Lafayette Saturday at 7 p.m. inside the Cajundome.

## Gilbert Tabbed Louisiana Player of the Week

Senior forward Lawrence Gilbert was named Louisiana Player of the Week on Dec. 28 for his efforts against Northern Colorado last week. Gilbert notched a career-high 28 points on 9-of-14 shooting to help the Warhawks to a 78-75 victory over the Bears. Gilbert also made 9 of 12 shots from the free-throw line to go with four rebounds and two assists in 31 minutes of action.

## Mingo Earns Sun Belt Weekly Honor

Guard Hugh Mingo became ULM's second ever Sun Belt Player of the Week and first in three years when the league honored him on Tuesday for his work in ULM's victory over Centenary. He scored 27 points, pulled down seven rebounds and had seven steals in the victory. Tony Hooper was the last Warhawk to earn the award back on Dec. 4, 2007.

## Mingo Steals the Show

Junior guard Hugh Mingo put together his best performance of the season against Centenary; Mingo scored 27 points, pulled down seven rebounds and tallied seven steals against the Gents. **Mingo's seven steals were the third most in ULM history and the third most in the NCAA this season.**

## NCAA Individual Steals Game-High 2010-11

- |                                   |                        |
|-----------------------------------|------------------------|
| 1. Chris Singleton, Florida State | 10 vs. UNC Greensboro  |
| 2. Stephen Holt, St. Mary's       | 9 vs. College of Idaho |
| 3. <b>Hugh Mingo, ULM</b>         | <b>7 vs. Centenary</b> |

## Sykes Named to All-Tournament Team

Tommie Sykes was named to the All-Tournament Team at the Global Sports Roundball Classic after averaging 15.7 points and 8.7 rebounds per game during the three-game tournament. Sykes scored a season-best 19 points against South Dakota (Nov. 28) and grabbed at least eight rebounds in each game during the tournament.

## Nearly No Subs in Normal

ULM played nearly the entire second half against Illinois State (Nov. 27) without making a substitution. The Warhawks starting five of forwards Lawrence Gilbert and Tommie Sykes, center Fabio Ribeiro and guards Fred Brown and Hugh Mingo played the entire half until Sykes fouled out with less than a second to play. ULM outscored Illinois State in the half, 37-26.

## The Familiar Four

Fred Brown, Lawrence Gilbert, Hugh Mingo and Tommie Sykes are becoming familiar faces on the court for ULM this season as each is averaging over 29.7 minutes played per game. Brown (34.8) is third in the Sun Belt in minutes per game while Mingo (34.4) is fourth and Gilbert (33.3) is 10th. Sykes is just outside the top-10 at 29.7 minutes per contest. Only Troy has more than one player in the top 10 in minutes played.

## Richard vs. Louisiana

ULM head coach Keith Richard is 25-17 all-time against schools from the state of Louisiana. The Warhawks have already played Louisiana Tech and Centenary this season and have a pair of games against UL-Lafayette remaining this season.

## McClellan Breaks Out Against Stephen F. Austin

After seeing his playing time increase in each of the first three games of the season,

## ULM ATHLETIC MEDIA RELATIONS POLICIES

### Media Services

- In an effort to serve members of the media, the ULM Media Relations Department will, within reason and to the best of its ability, service all requests. However all requests, including coverage of all games at Fant-Ewing Coliseum, must be made 24-48 hours in advance.

- Photographs of student-athletes or coaches will be made available for print or online media outlets unable to shoot a Warhawk basketball game. Photo credits must always read "Photograph courtesy ulmwarhawks.com."

### ULM Practices

- Players and coaches may be made available for members of the media following the conclusion of practice sessions upon request. Media members are asked to make contact with the ULM Media Relations Department (Jeremy Stevens/405.476.0291) at least 24 hours in advance to ensure availability of players and coaches.

### Interview Procedures - ULM Coaches

- ULM head coach Keith Richard is available for interviews, both over the phone and in person, most days between 9 a.m. and noon or after practice in the evening. Interview requests must be made at least 24 hours in advance through the ULM Media Relations Department (Jeremy Stevens/405.476.0291).

- Richard will NOT be available for interview requests from print media on competition days before the game. For radio broadcasts doing a live or taped pre-game show, Richard will be available upon arrival at the game site if request is made in advance. Please contact the ULM Media Relations Department (Jeremy Stevens/405.476.0291) 24 hours in advance to ensure availability.

### Interview Procedures - ULM Student-Athletes

- All interviews of student-athletes must be conducted through the ULM Media Relations Department (Jeremy Stevens/405.476.0291). Depending on class schedules, student-athletes can be made available before practice upon request and availability. Student-athletes will be made available, by request, following the conclusion of practice each day. To ensure this availability, please contact or give notice at least 24 hours in advance.

- The ULM locker room is closed to all members of the media - NO EXCEPTIONS! Student-athletes will be made available to members of the media on the court following practice or in the interview room following games.

- To ensure privacy for all ULM student-athletes, no individual cell phone or e-mail addresses will be provided for members of the media.

### Post-Game Interviews

- Following the conclusion of each game, requested members of the Warhawk men's basketball team - including coaches and players - will be made available in a location to be determined inside of Fant-Ewing Coliseum. Members of the media are asked to make their student-athlete interview requests prior to the end of the game. If requests necessitate it, opposing players and coaches may also be made available.

## CAREER TOTALS FOR CURRENT WARHAWKS

### POINTS

Lawrence Gilbert .....	805
Fred Brown.....	612
Tommie Sykes.....	543
Hugh Mingo.....	222
Steven McClellan.....	87
Marcelis Hansberry.....	72
Fabio Ribeiro.....	47
R.J. McCray.....	27
Christian Bibi Ndonga.....	15
Lonell Reeves.....	11
Charles Winborne.....	3
JaMichael Goodin.....	2
Ife Eke.....	0

### REBOUNDS

Lawrence Gilbert .....	381
Tommie Sykes.....	294
Fred Brown.....	127
Hugh Mingo.....	88
Steven McClellan.....	71
Fabio Ribeiro.....	53
Marcelis Hansberry.....	30
Christian Bibi Ndonga.....	24
R.J. McCray.....	10
Lonell Reeves.....	8
Ife Eke.....	3
Charles Winborne.....	1
JaMichael Goodin.....	1

### ASSISTS

Fred Brown.....	109
Lawrence Gilbert .....	78
Marcelis Hansberry.....	37
Tommie Sykes.....	31
Hugh Mingo.....	26
Lonell Reeves.....	14
R.J. McCray.....	9
Steven McClellan.....	6
Fabio Ribeiro.....	5
Christian Bibi Ndonga.....	3
Charles Winborne.....	0
Ife Eke.....	0
JaMichael Goodin.....	0

### STEALS

Fred Brown.....	61
Lawrence Gilbert .....	54
Tommie Sykes.....	48
Hugh Mingo.....	29
Marcelis Hansberry.....	9
Steven McClellan.....	5
R.J. McCray.....	4
Lonell Reeves.....	4
Christian Bibi Ndonga.....	3
JaMichael Goodin.....	2
Fabio Ribeiro.....	2
Charles Winborne.....	1
Ife Eke.....	0

### BLOCKS (TOP FIVE ONLY)

Lawrence Gilbert .....	21
Tommie Sykes.....	11
Fred Brown.....	6
Fabio Ribeiro.....	6
Steven McClellan.....	6
Christian Bibi Ndonga.....	5

freshman Steven McClellan got the starting nod in the fourth game of the year against Stephen F. Austin (Nov. 23). McClellan responded with a career-best 13 points in 22 minutes of action. McClellan suffered an ankle injury late in that contest against Stephen F. Austin, missed the next three games and returned at Kent State (Dec. 2).

### Sykes Without a Free Throw for First Time in 24 Games

Tommie Sykes went 0-of-2 from the free-throw line at Kent State (Dec. 2), marking the first time since Jan. 2, of last season (against UALR) that Sykes was held without a free throw made in a game. Sykes has made 32 free throws through nine games this season, 13 more than the next-highest Warhawk, Lawrence Gilbert.

### Brown Earns a Pair of Preseason Newcomer of the Year Honors

Fred Brown, in his first season at ULM following two years at Kansas State, has been named the Sun Belt Newcomer of the Year by both The Sporting News and Rivals.com. Brown played two seasons at Kansas State, averaging 8.1 points, 1.6 rebounds and 1.3 assists per game as a sophomore. Brown sat out last season while at ULM following his transfer.

### ULM Among Least Experienced Teams in the Country

Three Warhawks (Lawrence Gilbert, Tommie Sykes and Fabio Ribeiro) saw time at ULM last season (Ribeiro played in just six games before taking a medical redshirt). According to research by USC-Upstate Media Relations, only Iowa State has less returning players on its roster (2). Boston University and ULM each have three while Detroit, Kentucky, USC Upstate and Texas-San Antonio each have four.

In research done by the Kentucky Media Relations department, just six schools have less total seasons of Division I playing experience. ULM has seven total seasons of Division I experience (Lawrence Gilbert 3, Fred Brown 2, Tommie Sykes and Fabio Ribeiro 1 each). Eastern Washington has the fewest in the nation with four, Sacramento State and UT Arlington have five, Idaho, Radford and Cal-State Fullerton have six and ULM is tied with San Francisco and UC Riverside with seven.

### SCHOOLS WITH THE LEAST RETURNING PLAYERS

Iowa State.....	2
<b>ULM</b> .....	<b>3</b>
Boston University.....	3
Detroit.....	4
Kentucky.....	4
South Carolina Upstate.....	4
Texas-San Antonio.....	4

Research conducted by USC Upstate Media Relations.

ULM figure includes Fabio Ribeiro (six games last season before medical redshirt).

### FEWEST YEARS OF DIVISION I EXPERIENCE ENTERING 2010-11

Eastern Washington.....	4
Sacramento State.....	5
Texas-Arlington.....	5
Idaho.....	6
Radford.....	6
Cal State Fullerton.....	6
<b>ULM</b> .....	<b>7</b>
San Francisco.....	7
UC Riverside.....	7

Research conducted by Kentucky Media Relations.

ULM figure includes Fabio Ribeiro (six games last season before medical redshirt).

### MISC. STATS

Largest halftime lead .....	23, vs. Union College (1/4/10)
Largest halftime deficit .....	21 at UTEP (Dec. 15, 2010)
Largest halftime lead surrendered to lose .....	9, vs. FIU (Jan. 2, 2011)
Largest halftime deficit overcome to win.....	3, at South Alabama (Jan. 15, 2011)
Largest lead at any time.....	25, vs. Union College (1/4/10)
Largest deficit at any time.....	33, at UALR (Jan. 13, 2011)
Largest lead surrendered to lose .....	15, vs. FIU (Jan. 2, 2011)
Largest deficit overcome to win .....	7, SE Oklahoma State (Nov. 20, 2010)
Largest margin of victory .....	21, vs. Union College (1/4/10)
Largest margin of defeat .....	31, at UALR (Jan. 13, 2011)
Most points scored in a half.....	55 (First Half), vs. Union College (1/4/10)
Fewest points scored in a half.....	17 (Second Half), at Stephen F. Austin (Dec. 29, 2010)
Most points allowed in a half .....	48 (Second Half), at Texas Tech (Nov. 12, 2010)
Fewest points allowed in a half .....	19 (First Half), vs. Centenary (Dec. 11, 2010)



## **Warhawks Selected Sixth in West Division in Sun Belt Preseason Poll**

ULM was selected to finish sixth in the West Division of the Sun Belt Conference in the preseason coaches' poll. North Texas was picked to win the Sun Belt West while Western Kentucky was tabbed as the favorite in the Sun Belt East. WKU's Sergio Kersch was selected as the Preseason Conference Player of the Year.

## **Trio of Redshirts Return**

Fabio Ribeiro, Fred Brown and Hugh Mingo were members of the ULM program last season, but each of the three missed all, or most, of last season due to a redshirt. Fabio Ribeiro played in six games before taking a medical redshirt due to a reoccurring foot ailment. Fred Brown took a redshirt last season following his transfer from Kansas State and Hugh Mingo was forced to take a redshirt after surgery on both of his shins caused him to miss the entire season.

## **Richard Fills Out First ULM Staff**

First year ULM head coach Keith Richard has assembled an entirely new coaching staff for his first season in charge at his alma mater. Richard added Cord Wright and Robert Lee as assistant coaches as well as Brandon Roberts as a graduate assistant coach. Wright had been on staff at North Alabama for the past seven seasons, the last five as an assistant coach. Lee had been at UL-Lafayette for the past 14 seasons, the last six as the head coach. Roberts played at ULM (2005-09) and was a graduate assistant at Texas Tech last season.

## **ULM Signs Six During the Summer**

First-year head coach Keith Richard signed six newcomers this summer, including a four-year transfer, a junior college transfer and four freshmen. Richard signed Loyola-Chicago transfer Charles Winborne (Shreveport, La.), junior college transfer Christian Bibi Ndong (Yaounde, Cameroon), and freshmen Ife Eke (Lagos, Nigeria), Marchelis Hansberry (Jackson, Miss.), Steven McClellan (Fresno, Calif.) and R.J. McCray (Grand Prairie, Texas).

## **Warhawks Add Two Walk-Ons in September**

Lonell Reeves and JaMichael Goodin joined the ULM program during open walk-on tryouts in September. Nearly 20 hopefuls tried out on Sept. 15 for the ULM coaching staff and Reeves and Goodin were retained. Reeves, a junior, played one season at Danville Area CC and one season at Illinois-Springfield. Goodin, a freshman, is a native of Monroe and attended Wossman High School.

## **ULM Signs Ladarius Horton for 2011-12**

ULM head coach Keith Richard announced (Nov. 18) the signing of Ladarius Horton to a National Letter of Intent to join the ULM

program in the 2011-12 season. Horton, a sophomore at Marion Military Institute in Marion, Ala., averaged 4.3 points and 2.0 assists per game last season at Marion Military. Horton averaged 15 points, seven assists, four rebounds and three steals per game as a senior at Huntsville HS.

# 2010-11 ROSTER

## NUMERICAL ROSTER

##	Name	Pos.	Class	HT	WT	Hometown/Previous School
2	Ife Eke	F	Fr.	6-7	215	Lagos, Nigeria/Norhwest Rankin HS
5	Christian Bibi Ndongo	F	Jr.	6-9	195	Yaounde, Cameroon/John Wood CC
10	Marcelis Hansberry	G	Fr.	6-0	180	Jackson, Miss./Provine HS
11	Charles Winborne*	G	So.	6-0	170	Shreveport, La./Loyola-Chicago
12	Lonell Reeves	G	Jr.	5-10	177	Springfield, Ill./Danville Area CC
13	Tommie Sykes	F	Sr.	6-4	205	Philadelphia, Pa./Odessa CC
15	R.J. McCray	G	Fr.	6-2	180	Grand Prairie, Texas/Grace Prep Academy
21	JaMichael Goodin	G	Fr.	6-0	175	Monroe, La./Wossman HS
22	Lawrence Gilbert	F	Sr.	6-7	210	New Orleans, La./U. of Miami
23	Steven McClellan	F	Fr.	6-7	237	Fresno, Calif./Edison HS
24	Hugh Mingo	G	Jr.	6-3	175	Monroe, La./South Plains CC
41	Fabio Ribeiro	C	Jr.	6-10	245	Caetanopolis, Brazil/New Mexico JC
55	Fred Brown	G	Jr.	6-2	190	West Palm Beach, Fla./Kansas State

\* will sit out the 2010-11 season following a transfer from Loyola University-Chicago

## ALPHABETICAL ROSTER

##	Name	Pos.	Class	HT	WT	Hometown/Previous School
5	Christian Bibi Ndongo	F	Jr.	6-9	195	Yaounde, Cameroon/John Wood CC
55	Fred Brown	G	Jr.	6-2	190	West Palm Beach, Fla./Kansas State
2	Ife Eke	F	Fr.	6-7	215	Lagos, Nigeria/Norhwest Rankin HS
22	Lawrence Gilbert	F	Sr.	6-7	210	New Orleans, La./U. of Miami
21	JaMichael Goodin	G	Fr.	6-0	175	Monroe, La./Wossman HS
10	Marcelis Hansberry	G	Fr.	6-0	180	Jackson, Miss./Provine HS
23	Steven McClellan	F	Fr.	6-7	237	Fresno, Calif./Edison HS
15	R.J. McCray	G	Fr.	6-2	180	Grand Prairie, Texas/Grace Prep Academy
24	Hugh Mingo	G	Jr.	6-3	175	Monroe, La./South Plains CC
12	Lonell Reeves	G	Jr.	5-10	177	Springfield, Ill./Danville Area CC
41	Fabio Ribeiro	C	Jr.	6-10	245	Caetanopolis, Brazil/New Mexico JC
13	Tommie Sykes	F	Sr.	6-4	205	Philadelphia, Pa./Odessa CC
11	Charles Winborne*	G	So.	6-0	170	Shreveport, La./Loyola-Chicago

\* will sit out the 2010-11 season following a transfer from Loyola University-Chicago

## COACHING STAFF

Head Coach: Keith Richard (First Season at ULM)

Assistant Coach: Robert Lee (First Season at ULM)

Assistant Coach: Cord Wright (First Season at ULM)

Graduate Assistant: Brandon Roberts (First Season at ULM)

## PRONUNCIATION GUIDE

Coaches	First Name	Last Name
Keith Richard	-----	Re - CHARD
Players	First Name	Last Name
Christian Bibi Ndongo	-----	be -be DONGO
Ife Eke	if - E	E - kay
Fabio Ribeiro	-----	rib - ARROW
Tommie Sykes	-----	sikes

## BY CLASS

Seniors.....	Lawrence Gilbert
.....	Tommie Sykes
Juniors.....	Christian Bibi Ndongo
.....	Fred Brown
.....	Hugh Mingo
.....	Lonell Reeves
.....	Fabio Ribeiro
Sophomore.....	Charles Winborne
Freshmen.....	Ife Eke
.....	JaMichael Goodin
.....	Marcelis Hansberry
.....	Steven McClellan
.....	R.J. McCray

## BY POSITION

Guards.....	Fred Brown
.....	JaMichael Goodin
.....	Marcelis Hansberry
.....	R.J. McCray
.....	Hugh Mingo
.....	Lonell Reeves
.....	Charles Winborne
Forwards.....	Christian Bibi Ndongo
.....	Ife Eke
.....	Lawrence Gilbert
.....	Steven McClellan
.....	Tommie Sykes
Center.....	Fabio Ribeiro

## BY HEIGHT

5-10.....	Lonell Reeves
6-0.....	JaMichael Goodin
.....	Marcelis Hansberry
.....	Charles Winborne
6-2.....	Fred Brown
.....	R.J. McCray
6-3.....	Hugh Mingo
6-4.....	Timmie Sykes
6-7.....	Ife Eke
.....	Lawrence Gilbert
.....	Steven McClellan
6-9.....	Christian Bibi Ndongo
6-10.....	Fabio Ribeiro

**2010-11 Warhawk Men's Basketball**  
**ULM Combined Team Statistics (as of Jan 16, 2011)**  
**All games**

<b>RECORD:</b>	<b>OVERALL</b>	<b>HOME</b>	<b>AWAY</b>	<b>NEUTRAL</b>
ALL GAMES	6-13	4-4	1-8	1-1
CONFERENCE	1-4	0-3	1-1	0-0
NON-CONFERENCE	5-9	4-1	0-7	1-1

#	Player	gp-gs	min	avg	Total	3-Point	F-Throw	Rebounds			pf	dq	a	to	blk	stl	pts	avg
					fg-fga	fg%	3fg-fga	3fg%	ft-fga	ft%	off	def	tot	avg				
55	Brown, Fred	17-16	535	31.5	87-217	.401	36-94	.383	22-31	.710	7	31	38	2.2	35	2	46	13.6
24	Mingo, Hugh	19-18	655	34.5	82-199	.412	33-110	.300	25-33	.758	11	77	88	4.6	53	1	26	11.7
13	Sykes, Tommie	19-18	550	28.9	68-139	.489	0-0	.000	85-143	.594	68	61	129	6.8	69	5	16	11.6
22	Gilbert, Lawrence	19-16	585	30.8	74-178	.416	17-68	.250	49-59	.831	30	66	96	5.1	56	2	31	11.3
23	McClellan, Steven	16-6	308	19.3	33-69	.478	1-3	.333	20-28	.714	28	43	71	4.4	43	1	6	5.4
10	Hansberry, Marcellis	18-7	360	20.0	25-77	.325	3-25	.120	19-26	.731	5	25	30	1.7	28	0	37	4.0
41	Ribeiro, Fabio	17-9	301	17.7	17-41	.415	0-0	.000	7-14	.500	15	29	44	2.6	41	2	5	2.4
15	McCray, R.J.	15-0	162	10.8	10-28	.357	0-5	.000	7-13	.538	4	6	10	0.7	7	0	9	1.8
12	Reeves, Lonell	8-5	191	23.9	4-16	.250	2-7	.286	1-4	.250	1	7	8	1.0	10	1	14	1.4
05	Bibi Ndongo, Christi	15-0	130	8.7	6-17	.353	0-0	.000	3-4	.750	8	17	25	1.7	14	0	3	1.0
21	Goodin, JaMichael	4-0	8	2.0	1-1	1.000	0-0	.000	0-0	.000	1	0	1	0.3	1	0	0	0.5
02	Eke, Ife	4-0	15	3.8	0-1	.000	0-0	.000	0-0	.000	0	3	3	0.8	0	0	0	0.0
Team											29	29	58				9	
Total.....		19	3800		407-983	.414	92-312	.295	238-355	.670	207	394	601	31.6	357	14	193	60.2
Opponents.....		19	3800		445-952	.467	132-336	.393	251-375	.669	170	412	582	30.6	347	-	272	67.0

TEAM STATISTICS	ULM	OPP	Date	Opponent	Score	Att.
SCORING	1144	1273	11/12/10	at Texas Tech	L 67-86	9603
Points per game	60.2	67.0	11/16/10	at Iowa	L 40-68	9023
Scoring margin	-6.8	-	11/20/10	SOUTHEASTERN OKLAHOM	W 70-59	1530
FIELD GOALS-ATT	407-983	445-952	11/23/10	STEPHEN F. AUSTIN	L 64-65	905
Field goal pct	.414	.467	11-26-10	vs Jacksonville State	W 57-50	4344
3 POINT FG-ATT	92-312	132-336	11-27-10	at Illinois State	L 55-59	4395
3-point FG pct	.295	.393	11-28-10	vs South Dakota	L 66-79	4059
3-pt FG made per game	4.8	6.9	12/02/10	at Kent State	L 53-69	3351
FREE THROWS-ATT	238-355	251-375	12/4/10	at Louisiana Tech	L 58-67	4123
Free throw pct	.670	.669	12/11/10	CENTENARY	W 60-46	857
F-Throws made per game	12.5	13.2	12/15/10	at UTEP	L 49-79	8208
REBOUNDS	601	582	* 12/19/10	FLORIDA ATLANTIC	L 58-60	793
Rebounds per game	31.6	30.6	12/22/10	NORTHERN COLORADO	W 78-75	775
Rebounding margin	+1.0	-	12/29/10	at Stephen F. Austin	L 36-60	953
ASSISTS	193	272	* 01/02/11	FLORIDA INTERNATIONA	L 72-73	1278
Assists per game	10.2	14.3	01/04/11	UNION COLLEGE	W 87-66	1094
TURNOVERS	292	266	* 01/08/11	DENVER	L 57-66	1293
Turnovers per game	15.4	14.0	* 1/13/11	at UALR	L 50-81	2528
Turnover margin	-1.4	-	* 01/15/11	at South Alabama	W 67-65	2274
Assist/turnover ratio	0.7	1.0				
STEALS	127	133	* - Conference game			
Steals per game	6.7	7.0				
BLOCKS	33	57				
Blocks per game	1.7	3.0				
ATTENDANCE	8525	52861				
Home games-Avg/Game	8-1066	9-4940				
Neutral site-Avg/Game	-	2-4202				

Score by Periods	1st	2nd	Totals
ULM	550	594	1144

**2010-11 Warhawk Men's Basketball**  
**ULM Combined Team Statistics (as of Jan 16, 2011)**  
**Conference games**

<b>RECORD:</b>	<b>OVERALL</b>	<b>HOME</b>	<b>AWAY</b>	<b>NEUTRAL</b>
ALL GAMES	1-4	0-3	1-1	0-0
CONFERENCE	1-4	0-3	1-1	0-0
NON-CONFERENCE	0-0	0-0	0-0	0-0

#	Player	gp-gs	min	avg	Total	3-Point	F-Throw	Rebounds														
					fg-fga	fg%	3fg-fga	3fg%	ft-fga	ft%	off	def	tot	avg	pf	dq	a	to	blk	stl	pts	avg
55	Brown, Fred	5-4	153	30.6	28-63	.444	12-28	.429	10-11	.909	3	6	9	1.8	11	1	10	13	0	6	78	15.6
13	Sykes, Tommie	5-5	155	31.0	17-30	.567	0-0	.000	31-49	.633	20	16	36	7.2	19	0	4	13	2	7	65	13.0
22	Gilbert, Lawrence	5-4	146	29.2	20-42	.476	2-12	.167	12-15	.800	8	8	16	3.2	15	1	7	10	1	4	54	10.8
24	Mingo, Hugh	5-5	178	35.6	14-42	.333	7-23	.304	8-13	.615	3	21	24	4.8	18	1	9	8	1	8	43	8.6
23	McClellan, Steven	5-2	95	19.0	10-18	.556	0-1	.000	9-11	.818	10	12	22	4.4	13	0	1	5	3	1	29	5.8
41	Ribeiro, Fabio	3-1	44	14.7	4-8	.500	0-0	.000	0-1	.000	4	2	6	2.0	5	0	2	2	0	0	8	2.7
15	McCray, R.J.	4-0	26	6.5	3-7	.429	0-3	.000	4-7	.571	1	0	1	0.3	1	0	0	3	0	1	10	2.5
12	Reeves, Lonell	4-2	91	22.8	2-10	.200	2-5	.400	1-2	.500	1	5	6	1.5	3	0	2	9	0	1	7	1.8
10	Hansberry, Marcellis	5-2	95	19.0	3-16	.188	0-6	.000	2-2	1.000	2	6	8	1.6	6	0	7	5	0	1	8	1.6
05	Bibi Ndongo, Christi	3-0	17	5.7	1-3	.333	0-0	.000	0-0	.000	0	4	4	1.3	2	0	1	0	0	0	2	0.7
21	Goodin, JaMichael	1-0	0	0.0	0-0	.000	0-0	.000	0-0	.000	0	0	0	0.0	0	0	0	0	0	0	0	0.0
Team											6	7	13					2				
Total.....		5	1000		102-239	.427	23-78	.295	77-111	.694	58	87	145	29.0	93	3	43	70	7	29	304	60.8
Opponents.....		5	1000		121-233	.519	45-100	.450	58-90	.644	34	93	127	25.4	99	-	76	59	15	30	345	69.0

TEAM STATISTICS	ULM	OPP	Date	Opponent	Score	Att.
SCORING	304	345	* 12/19/10	FLORIDA ATLANTIC	L 58-60	793
Points per game	60.8	69.0	* 01/02/11	FLORIDA INTERNATIONAL	L 72-73	1278
Scoring margin	-8.2	-	* 01/08/11	DENVER	L 57-66	1293
FIELD GOALS-ATT	102-239	121-233	* 1/13/11	at UALR	L 50-81	2528
Field goal pct	.427	.519	* 01/15/11	at South Alabama	w 67-65	2274
3 POINT FG-ATT	23-78	45-100	* - Conference game			
3-point FG pct	.295	.450				
3-pt FG made per game	4.6	9.0				
FREE THROWS-ATT	77-111	58-90				
Free throw pct	.694	.644				
F-Throws made per game	15.4	11.6				
REBOUNDS	145	127				
Rebounds per game	29.0	25.4				
Rebounding margin	+3.6	-				
ASSISTS	43	76				
Assists per game	8.6	15.2				
TURNOVERS	70	59				
Turnovers per game	14.0	11.8				
Turnover margin	-2.2	-				
Assist/turnover ratio	0.6	1.3				
STEALS	29	30				
Steals per game	5.8	6.0				
BLOCKS	7	15				
Blocks per game	1.4	3.0				
ATTENDANCE	3364	4802				
Home games-Avg/Game	3-1121	2-2401				
Neutral site-Avg/Game	-	0-0				

Score by Periods	1st	2nd	Totals
ULM	152	152	304
Opponents	175	170	345



## INSIDE THE NUMBERS

### ULM BASKETBALL STATISTICAL BREAKDOWN

TEAM	GAMES	FG-FGA	PCT.	3F-3PA	PCT.	FT-FTA	PCT.	O-D	TOT	AVG.	FOUL	DQ	AST	AVG	TO	BLK	STL	PTS	AVG
OVERALL (6-13)	19	407-983	.414	92-312	.295	238-355	.670	207-394	601	31.6	357	14	193	10.2	292	33	127	1144	60.2
HOME (4-4)	8	184-413	.446	42-125	.336	136-203	.670	94-156	250	31.3	159	9	83	10.4	114	16	64	546	68.2
AWAY (1-8)	9	181-463	.391	38-152	.250	75-116	.647	90-195	285	31.7	160	5	90	10.0	148	13	52	4754	52.8
NEUTRAL (1-1)	2	42-107	.393	12-35	.343	27-36	.750	23-43	66	33.0	38	0	20	10.0	30	4	11	123	61.5
NON-CONF (5-9)	14	305-744	.410	69-234	.295	161-244	.660	149-307	456	32.6	264	11	150	10.7	222	26	98	840	60.0
CONFERENCE (1-4)	5	102-239	.427	23-78	.295	77-111	.694	58-87	145	29.0	93	3	43	8.6	70	7	29	304	60.8

### INSIDE THE NUMBERS

RECORD BY VENUE	2010-11 Overall	2010-11 Sun Belt	2009-10 Overall	2009-10 Sun Belt
Overall	6-13	1-4	12-19	6-12
Home (Fant-Ewing Coliseum)	4-4	0-3	8-6	4-5
Away	1-8	1-1	3-12	2-7
Neutral	1-1	0-0	1-1	0-0

RECORD BY HALFTIME	2010-11 Overall	2010-11 Sun Belt	2009-10 Overall	2009-10 Sun Belt
When ULM leads at halftime	5-2	0-1	8-2	3-1
When ULM trails at halftime	1-11	1-3	3-17	2-11
When ULM is tied at halftime			1-0	1-0

RECORD BY SCORING OFFENSE	2010-11 Overall	2010-11 Sun Belt	2009-10 Overall	2009-10 Sun Belt
When ULM scores 100+ points			0-0	0-0
When ULM scores 90-99 points			1-0	0-0
When ULM scores 80-89 points	1-0		1-3	0-1
When ULM scores 70-79 points	2-1	0-1	4-4	0-3
When ULM scores 60-69 points	2-3	1-0	5-8	5-5
When ULM scores 50-59 points	1-6	0-3	0-3	0-3
When ULM scores 40-49 points	0-2		1-1	1-0
When ULM scores 30-39 points	0-1		0-0	0-0

RECORD BY SCORING DEFENSE	2010-11 Overall	2010-11 Sun Belt	2009-10 Overall	2009-10 Sun Belt
When opponent scores 100+ points			0-0	0-0
When opponent scores 90-99 points			0-2	0-0
When opponent scores 80-89 points	0-2	0-1	0-4	0-3
When opponent scores 70-79 points	1-3	0-1	3-9	0-6
When opponent scores 60-69 points	2-7	1-2	5-5	2-4
When opponent scores 50-59 points	2-1		2-0	2-0
When opponent scores 40-49 points	1-0		1-0	1-0

OVERTIME RECORD	2010-11 Overall	2010-11 Sun Belt	2009-10 Overall	2009-10 Sun Belt
Overtime			0-0	0-0
Double Overtime			0-0	0-0
Triple Overtime			0-0	0-0

RECORD BY MONTH	2010-11 Overall	2010-11 Sun Belt	2009-10 Overall	2009-10 Sun Belt
November	2-5		3-3	0-0
December	2-5	0-1	2-6	0-3
January	2-3	1-3	4-5	4-5
February			2-4	2-4
March			1-1	0-0

### INSIDE THE NUMBERS

FIELD GOAL PERCENTAGE	2010-11	2009-10
When ULM leads in FG%, ULM is	3-0	7-3
When opponent leads in FG%, ULM is	3-13	5-16
When game ends tied in FG%, ULM is		0-0

3-POINT FIELD GOAL PERCENTAGE	2010-11	2009-10
When ULM leads in 3FG%, ULM is	3-4	7-6
When opponent leads in 3FG%, ULM is	3-9	5-12
When game ends tied in 3FG%, ULM is		0-1

FREE THROW PERCENTAGE	2010-11	2009-10
When ULM leads in FT%, ULM is	5-5	7-9
When opponent leads in FT%, ULM is	1-7	5-9
When game ends tied in FT%, ULM is	0-1	0-1

REBOUNDING	2010-11	2009-10
When ULM leads in rebounds, ULM is	3-6	7-8
When opponent leads in rebounds, ULM is	1-6	5-8
When game ends tied in rebounds, ULM is	2-1	0-3

ASSISTS	2010-11	2009-10
When ULM leads in assists, ULM is	3-0	5-0
When opponent leads in assists, ULM is	2-12	5-16
When game ends tied in assists, ULM is	1-1	2-3

BLOCKS	2010-11	2009-10
When ULM leads in blocks, ULM is	2-3	6-6
When opponent leads in blocks, ULM is	3-8	5-12
When game ends tied in blocks, ULM is	1-2	1-1

STEALS	2010-11	2009-10
When ULM leads in steals, ULM is	3-4	6-7
When opponent leads in steals, ULM is	1-7	3-11
When game ends tied in steals, ULM is	2-2	3-1

TURNOVERS	2010-11	2009-10
When ULM has more turnovers, ULM is	2-10	6-13
When opponent has more turnovers, ULM is	4-2	5-4
When game ends tied in turnovers, ULM is	0-1	1-2

FOULS	2010-11	2009-10
When ULM has more fouls, ULM is	3-9	3-10
When opponent has more fouls, ULM is	3-3	8-6
When game ends tied in fouls, ULM is	0-1	1-3

## INSIDE THE NUMBERS

### TIME ON THE COURT

PLAYER	CAREER GAMES	CAREER STARTS	CONSEC GAMES	CONSEC STARTS
Lawrence Gilbert (Sr.)	94	65	74	5
Fred Brown (Jr.)	78	16	11	2
Tommie Sykes (Sr.)	50	25	50	8
Fabio Ribeiro (Jr.)	23	11	2	0
Hugh Mingo (Jr.)	19	18	19	16
Marcelis Hansberry (Fr.)	18	7	18	0
Christian Bibi Ndongo (Jr.)	15	0	0	0
Steven McClellan (Fr.)	16	6	12	1
R.J. McCray (Fr.)	15	0	7	0
Lonell Reeves (Jr.)	8	5	0	0
Charles Winborne (So.)	7	0	0	0
Ife Eke (Fr.)	4	0	0	0
JaMichael Goodin (Fr.)	4	0	0	0

### LED ULM IN ... SCORING

	2006-07	2007-08	2008-09	2009-10	2010-11	CAREER
Lawrence Gilbert (Sr.)	-	-	6	5	3	14
Tommie Sykes (Sr.)	-	-	-	5	6	11
Hugh Mingo (Jr.)	-	-	-	-	5	5
Fred Brown (Jr.)	-	-	-	-	5	5
Fabio Ribeiro (Jr.)	-	-	-	-	1	1

### LED ULM IN ... REBOUNDING

	2006-07	2007-08	2008-09	2009-10	2010-11	CAREER
Tommie Sykes (Sr.)	-	-	-	11	10	21
Lawrence Gilbert (Sr.)	-	-	5	7	4	16
Fabio Ribeiro (Jr.)	-	-	-	0	2	2
Steven McClellan (Fr.)	-	-	-	-	5	5
Hugh Mingo (Jr.)	-	-	-	-	2	2

### LED ULM IN ... ASSISTS

	2006-07	2007-08	2008-09	2009-10	2010-11	CAREER
Fred Brown (Jr.)	-	-	-	-	8	8
Marcelis Hansberry (Fr.)	-	-	-	-	5	5
Tommie Sykes (Sr.)	-	-	-	1	2	3
Hugh Mingo (Jr.)	-	-	-	-	3	3
Lonell Reeves (Jr.)	-	-	-	-	3	3
Lawrence Gilbert (Sr.)	-	-	0	0	2	2
R.J. McCray (Fr.)	-	-	-	-	2	2
Fabio Ribeiro (Jr.)	-	-	-	-	1	1

### LED ULM IN ... BLOCKS

	2006-07	2007-08	2008-09	2009-10	2010-11	CAREER
Lawrence Gilbert (Sr.)	-	-	4	1	3	8
Tommie Sykes (Sr.)	-	-	-	2	3	5
Christian Bibi Ndongo (Jr.)	-	-	-	-	4	4
Steven McClellan (Fr.)	-	-	-	-	4	4
Hugh Mingo (Jr.)	-	-	-	-	3	3
Fabio Ribeiro (Jr.)	-	-	-	1	2	3
Fred Brown (Jr.)	-	-	-	-	1	1
R.J. McCray (Fr.)	-	-	-	-	1	1

### LED ULM IN ... STEALS

	2006-07	2007-08	2008-09	2009-10	2010-11	CAREER
Tommie Sykes (Sr.)	-	-	-	5	8	13
Lawrence Gilbert (Sr.)	-	-	4	4	2	10
Fred Brown (Jr.)	-	-	-	-	8	8
Hugh Mingo (Jr.)	-	-	-	-	7	7
Marcelis Hansberry (Fr.)	-	-	-	-	1	1
R.J. McCray (Fr.)	-	-	-	-	1	1

### INSIDE THE NUMBERS

#### DOUBLE-DIGIT SCORING

	06-07	07-08	08-09	09-10	10-11	CAREER
Lawrence Gilbert (Sr.)	1	-	16	16	10	43
Tommie Sykes (Sr.)	-	-	-	15	11	26
Fred Brown (Jr.)	-	2	10	-	12	24
Hugh Mingo (Jr.)	-	-	-	-	13	13
Steven McClellan (Fr.)	-	-	-	-	2	2
Fabio Ribeiro (Jr.)	-	-	-	-	1	1
Marcelis Hansberry (Fr.)	-	-	-	-	1	1
R.J. McCray (Fr.)	-	-	-	-	1	1

#### 20+ POINT GAMES

	06-07	07-08	08-09	09-10	10-11	CAREER
Fred Brown (Jr.)	-	1	2	-	3	6
Tommie Sykes (Sr.)	-	-	-	2	1	3
Lawrence Gilbert (Sr.)	0	-	1	0	1	2
Hugh Mingo (Jr.)	-	-	-	-	1	1

#### 30+ POINT GAMES

	06-07	07-08	08-09	09-10	10-11	CAREER
Tommie Sykes (Sr.)	-	-	-	0	1	1

#### 7+ REBOUND GAMES

	06-07	07-08	08-09	09-10	10-11	CAREER
Tommie Sykes (Sr.)	-	-	-	11	10	21
Lawrence Gilbert (Sr.)	0	-	6	7	7	20
Steven McClellan (Fr.)	-	-	-	-	3	3
Hugh Mingo (Jr.)	-	-	-	-	4	4
Fabio Ribeiro (Jr.)	-	-	-	0	2	2
Fred Brown (Jr.)	-	0	1	-	-	1

#### 10+ REBOUND GAMES

	06-07	07-08	08-09	09-10	10-11	CAREER
Lawrence Gilbert (Sr.)	0	-	3	1	-	4
Tommie Sykes (Sr.)	-	-	-	1	2	3
Fabio Ribeiro (Jr.)	-	-	-	0	1	1

#### 5+ ASSIST GAMES

	06-07	07-08	08-09	09-10	10-11	CAREER
Fred Brown (Jr.)	-	0	1	-	4	5
Marcelis Hansberry (Fr.)	-	-	-	-	2	2

#### 10+ ASSIST GAMES

	06-07	07-08	08-09	09-10	10-11	CAREER
none	-	-	-	-	-	-

#### 3+ STEAL GAMES

	06-07	07-08	08-09	09-10	10-11	CAREER
Tommie Sykes (Sr.)	-	-	-	1	5	6
Fred Brown (Jr.)	-	1	0	-	4	5
Lawrence Gilbert (Sr.)	0	-	1	2	-	3
Hugh Mingo (Jr.)	-	-	-	-	3	3
Marcelis Hansberry (Fr.)	-	-	-	-	1	1

#### 3+ BLOCK GAMES

	06-07	07-08	08-09	09-10	10-11	CAREER
Lawrence Gilbert (Sr.)	0	-	1	0	-	1

#### 5+ BLOCK GAMES

	06-07	07-08	08-09	09-10	10-11	CAREER
none	-	-	-	-	-	-

## WARHAWK STARTING LINE-UPS

Date	Opponent	W/L	Score	Starter	Total	Starter	Total	Starter	Total	Starter	Total	Starter	Total
N12	at Texas Tech	L	67-86	Sykes	7	Gilbert	18	Ribeiro	5	Mingo	8	Brown	25
N16	at Iowa	L	40-68	Sykes	14	Gilbert	6	Ribeiro	2	Mingo	2	Hansberry	7
<b>N20</b>	<b>SE Oklahoma State</b>	<b>W</b>	<b>70-59</b>	<b>Sykes</b>	<b>13</b>	<b>Gilbert</b>	<b>14</b>	<b>Ribeiro</b>	<b>2</b>	<b>Brown</b>	<b>21</b>	<b>Hansberry</b>	<b>9</b>
<b>N23</b>	<b>Stephen F. Austin</b>	L	64-65	Sykes	13	Gilbert	13	McClellan	7	Brown	14	Mingo	17
N26	v. Jacksonville State	<b>W</b>	<b>57-50</b>	<b>Sykes</b>	<b>16</b>	<b>Gilbert</b>	<b>13</b>	<b>Ribeiro</b>	<b>0</b>	<b>Brown</b>	<b>9</b>	<b>Mingo</b>	<b>11</b>
N27	at Illinois State	L	55-59	Sykes	12	Gilbert	17	Ribeiro	0	Brown	13	Mingo	11
N28	v. South Dakota	L	66-79	Sykes	19	Gilbert	11	Ribeiro	2	Brown	15	Mingo	16
D2	at Kent State	L	53-69	Sykes	6	Gilbert	8	Ribeiro	3	Hansberry	7	Mingo	16
D4	at Louisiana Tech	L	58-67	Sykes	4	Gilbert	10	McClellan	4	Brown	18	Mingo	18
<b>D11</b>	<b>Centenary</b>	<b>W</b>	<b>60-46</b>	<b>Sykes</b>	<b>6</b>	<b>Gilbert</b>	<b>7</b>	<b>Brown</b>	<b>6</b>	<b>Mingo</b>	<b>27</b>	<b>Hansberry</b>	<b>7</b>
D15	at UTEP	L	49-79	McClellan	4	Gilbert	4	Brown	8	Mingo	11	Hansberry	5
<b>D19</b>	<b>Florida Atlantic*</b>	<b>L</b>	<b>58-60</b>	<b>Sykes</b>	<b>11</b>	<b>Ribeiro</b>	<b>4</b>	<b>Brown</b>	<b>18</b>	<b>Mingo</b>	<b>11</b>	<b>Reeves</b>	<b>4</b>
<b>D22</b>	<b>Northern Colorado</b>	<b>W</b>	<b>78-75</b>	<b>Sykes</b>	<b>8</b>	<b>McClellan</b>	<b>7</b>	<b>Brown</b>	<b>10</b>	<b>Mingo</b>	<b>12</b>	<b>Reeves</b>	<b>0</b>
D29	at Stephen F. Austin	L	36-60	Sykes	4	Ribeiro	0	Brown	2	Mingo	11	Reeves	0
<b>J2</b>	<b>FIU*</b>	<b>L</b>	<b>72-73</b>	<b>Sykes</b>	<b>19</b>	<b>Gilbert</b>	<b>8</b>	<b>Brown</b>	<b>14</b>	<b>Mingo</b>	<b>14</b>	<b>Reeves</b>	<b>3</b>
<b>J4</b>	<b>Union College</b>	<b>W</b>	<b>87-66</b>	<b>Sykes</b>	<b>32</b>	<b>Gilbert</b>	<b>13</b>	<b>Brown</b>	<b>13</b>	<b>Mingo</b>	<b>14</b>	<b>Reeves</b>	<b>4</b>
<b>J8</b>	<b>Denver*</b>	L	57-66	Sykes	18	Gilbert	8	McClellan	4	Mingo	6	Hansberry	4
J13	at UALR*	L	50-81	Sykes	4	Gilbert	17	Brown	5	Mingo	6	Hansberry	0
J15	at South Alabama*	W	67-65	Sykes	13	Gilbert	14	Brown	25	Mingo	6	McClellan	7
<b>J20</b>	<b>North Texas*</b>												
J22	at UL-Lafayette*												
J27	at Arkansas State*												
<b>J29</b>	<b>Troy*</b>												
F3	at Middle Tennessee*												
F5	at Western Kentucky*												
<b>F10</b>	<b>Arkansas State*</b>												
<b>F12</b>	<b>UALR*</b>												
F17	at Denver*												
F19	at North Texas*												
<b>F26</b>	<b>UL-Lafayette*</b>												

## STARTERS VS. BENCH

Date	Opponent	W/L	Score	Starter Points			Bench Points		
				ULM	Opp.	Diff.	ULM	Opp.	Diff.
N12	at Texas Tech	L	67-86	63	46	17	4	40	-36
N16	at Iowa	L	40-68	31	39	-8	9	29	-20
<b>N20</b>	<b>SE Oklahoma State</b>	<b>W</b>	<b>70-59</b>	<b>59</b>	<b>44</b>	<b>15</b>	<b>11</b>	<b>15</b>	<b>-4</b>
<b>N23</b>	<b>Stephen F. Austin</b>	L	64-65	64	48	16	0	17	-17
N26	v. Jacksonville State	<b>W</b>	<b>57-50</b>	<b>49</b>	<b>41</b>	<b>8</b>	<b>8</b>	<b>9</b>	<b>-1</b>
N27	at Illinois State	L	55-59	53	44	9	2	13	-13
N28	v. South Dakota	L	66-79	63	53	10	3	26	-23
D2	at Kent State	L	53-69	40	47	-7	13	22	-9
D4	at Louisiana Tech	L	58-67	54	58	-4	4	9	-5
<b>D11</b>	<b>Centenary</b>	<b>W</b>	<b>60-46</b>	<b>53</b>	<b>29</b>	<b>24</b>	<b>7</b>	<b>19</b>	<b>-12</b>
D15	at UTEP	L	49-79	32	68	-36	17	11	6
<b>D19</b>	<b>Florida Atlantic*</b>	<b>L</b>	<b>58-60</b>	<b>48</b>	<b>41</b>	<b>7</b>	<b>10</b>	<b>19</b>	<b>-9</b>
<b>D22</b>	<b>Northern Colorado</b>	<b>W</b>	<b>78-75</b>	<b>37</b>	<b>66</b>	<b>-29</b>	<b>41</b>	<b>9</b>	<b>32</b>
D29	at Stephen F. Austin	L	36-60	17	50	-33	19	10	9
<b>J2</b>	<b>FIU*</b>	<b>L</b>	<b>72-73</b>	<b>58</b>	<b>36</b>	<b>22</b>	<b>14</b>	<b>37</b>	<b>23</b>
<b>J4</b>	<b>Union College</b>	<b>W</b>	<b>87-66</b>	<b>76</b>	<b>62</b>	<b>14</b>	<b>11</b>	<b>4</b>	<b>7</b>
<b>J8</b>	<b>Denver*</b>	L	57-66	41	45	-4	16	21	-5
J13	at UALR*	L	50-81	32	50	-18	18	31	-13
J15	at South Alabama*	<b>W</b>	<b>67-65</b>	<b>65</b>	<b>58</b>	<b>7</b>	<b>2</b>	<b>7</b>	<b>-5</b>
<b>J20</b>	<b>North Texas*</b>								
J22	at UL-Lafayette*								
J27	at Arkansas State*								
<b>J29</b>	<b>Troy*</b>								
F3	at Middle Tennessee*								
F5	at Western Kentucky*								
<b>F10</b>	<b>Arkansas State*</b>								
<b>F12</b>	<b>UALR*</b>								
F17	at Denver*								
F19	at North Texas*								
<b>F26</b>	<b>UL-Lafayette*</b>								
<b>TOTALS</b>				<b>935</b>	<b>925</b>	<b>10</b>	<b>209</b>	<b>348</b>	<b>-139</b>
<b>AVERAGES</b>				<b>49.2</b>	<b>48.7</b>	<b>0.5</b>	<b>11.0</b>	<b>18.3</b>	<b>-7.3</b>

## MID-MAJOR TOP 25 (JAN. 10, 2011)

No.	School	Record	Pts.	Prev.
1.	St. Mary's (28)	16-2	772	1
2.	Gonzaga (3)	13-5	715	2
3.	Missouri State	15-3	706	3
4.	Wichita State	15-3	659	6
5.	Old Dominion	13-4	651	4
6.	Butler	13-6	619	5
7.	Cleveland State	16-3	591	7
8.	Coastal Carolina	16-2	506	8
9.	Harvard	12-3	461	9
10.	Oakland	12-8	422	11
11.	VCU	13-5	420	13
12.	George Mason	12-5	418	12
13.	Montana	13-5	407	16
14.	Portland	14-4	351	14
15.	Drexel	11-5	321	15
16.	Belmont	16-3	293	18
17.	College of Charleston	12-5	255	17
18.	James Madison	15-3	213	20
19.	North Texas	14-4	199	10
20.	Valparaiso	14-5	157	24
21.	Princeton	11-4	141	21
22.	Iona	12-6	136	NR
23.	Fairfield	12-4	128	22
24.	Ball State	11-4	62	NR
25.	Hofstra	11-6	57	23

OTHERS RECEIVING VOTES: Furman 47, Murray State 43, Creighton 42, Wright State 41, Long Beach State 36, Long Island 36, Florida Atlantic, Maine 20, Indiana State 15, Vermont 15, UC Santa Barbara 14, Rider 12, Stephen F Austin 12, Kent State 10, South Dakota State 10, Hampton 8, Northern Iowa 7, Quinnipiac 7, Loyola Chicago 9, Austin Peay 5, Akron 4, Bucknell 4, Liberty 4, American 2, McNeese State 1, Ohio 1.

# 2010-11: Results

Record	Overall	Home	Away	Neutral
All Games	6-13	4-4	1-8	1-1
Sun Belt Games	1-4	0-3	1-1	0-0
Non-Conference Games	5-9	4-1	0-7	1-1

Date	Opponent	Result	Attendance	Top Scorer	Rebounds	Assists	Steals	Blocks
Nov. 12	at Texas Tech	L, 67-86	9,603	Brown (25)	Ribeiro (10)	Gilbert (3) Hansberry (3)	Brown (1) Sykes (1)	Bibi Ndongo (1)
Nov. 16	at Iowa	L, 40-68	9,023	Sykes (14)	Gilbert (8)	McCray (3) Mingo (3)	Hansberry (4)	McClellan (2)
<b>Nov. 20</b>	<b>SE Oklahoma State</b>	<b>W, 70-59</b>	<b>1,530</b>	<b>Brown (21)</b>	<b>Gilbert (8)</b> <b>McClellan (8)</b>	<b>Hansberry (5)</b>	<b>Brown (3)</b> <b>Sykes (3)</b>	<b>Mingo (2)</b>
<b>Nov. 23</b>	<b>Stephen F. Austin</b>	<b>L, 64-65</b>	<b>905</b>	<b>Mingo (17)</b>	<b>Gilbert (9)</b>	<b>Brown (5)</b>	<b>Sykes (3)</b>	<b>Bibi Ndongo (1)</b> <b>Sykes (1)</b>
Nov. 26	v. Jacksonville State^	W, 57-50	4,344	Sykes (16)	Sykes (8)	Brown (5)	Brown (3)	none
Nov. 27	at Illinois State^	L, 55-59	4,395	Gilbert (17)	Ribeiro (9) Sykes (9)	Brown (4)	Sykes (4)	Ribeiro (2)
Nov. 28	v. South Dakota^	L, 66-79	4,059	Sykes (19)	Sykes (9)	Brown (4)	Gilbert (2)	Gilbert (2)
Dec. 2	at Kent State	L, 53-69	3,351	Mingo (16)	Sykes (10)	Hansberry (4) McCray (4)	Mingo (2)	none
Dec. 4	at Louisiana Tech	L, 58-67	4,123	Brown (18) Mingo (18)	Mingo (9)	Brown (7)	Sykes (3) Brown (3)	Gilbert (1) Brown (1)
<b>Dec. 11</b>	<b>Centenary</b>	<b>W, 60-46</b>	<b>857</b>	<b>Mingo (27)</b>	<b>Sykes (8)</b>	<b>Hansberry (5)</b>	<b>Mingo (7)</b>	<b>Sykes (2)</b>
Dec. 15	at UTEP	L, 49-79	8,208	Ribeiro (15)	Sykes (8)	Reeves (4)	Brown (1) McCray (1)	none
<b>Dec. 19</b>	<b>Florida Atlantic*</b>	<b>L, 58-60</b>	<b>793</b>	<b>Brown (18)</b>	<b>Sykes (7)</b>	<b>Three Players (2)</b>	<b>Four Players (2)</b>	<b>Sykes (1)</b> <b>Mingo (1)</b>
<b>Dec. 22</b>	<b>Northern Colorado</b>	<b>W, 78-75</b>	<b>775</b>	<b>Gilbert (28)</b>	<b>McClellan (6)</b>	<b>Reeves (4)</b>	<b>Brown (3)</b> <b>Mingo (3)</b>	<b>Ribeiro (1)</b>
Dec. 29	at Stephen F. Austin	L, 36-60	953	Mingo (11)	McClellan (6)	Four Players (1)	Mingo (3)	Three Players (1)
<b>Jan. 2</b>	<b>FIU*</b>	<b>L, 72-73</b>	<b>1,278</b>	<b>Sykes (19)</b>	<b>Sykes (7)</b> <b>Mingo (7)</b> <b>McClellan (7)</b>	<b>Brown (3)</b>	<b>Mingo (2)</b>	<b>McClellan (2)</b>
<b>Jan. 4</b>	<b>Union College (Ky.)</b>	<b>W, 87-66</b>	<b>1,094</b>	<b>Sykes (32)</b>	<b>Gilbert (9)</b>	<b>Brown (5)</b>	<b>Sykes (4)</b>	<b>Ndongo (1)</b> <b>McCray (1)</b>
<b>Jan. 8</b>	<b>Denver*</b>	<b>L, 57-66</b>	<b>1,293</b>	<b>Sykes (18)</b>	<b>Sykes (6)</b>	<b>Mingo (4)</b>	<b>Sykes (2)</b>	<b>Sykes (1)</b>
Jan. 13	at UALR*	L, 50-81	2,528	Gilbert (17)	McClellan (5)	Sykes (2)	Mingo (2)	Gilbert (1)
Jan. 15	at South Alabama*	W, 67-65	2,274	Brown (25)	Sykes (12)	Mingo (3)	Brown (2)	McClellan (1)
<b>Jan. 20</b>	<b>North Texas*</b>							
Jan. 22	at UL-Lafayette*							
Jan. 27	at Arkansas State*							
<b>Jan. 29</b>	<b>Troy*</b>							
Feb. 3	at Middle Tennessee*							
Feb. 5	at Western Kentucky*							
<b>Feb. 10</b>	<b>Arkansas State*</b>							
<b>Feb. 12</b>	<b>UALR*</b>							
Feb. 17	at Denver*							
Feb. 19	at North Texas*							
<b>Feb. 26</b>	<b>UL-Lafayette*</b>							
Mar. 5-8	Sun Belt Conference Tournament							

^ denotes Global Sports Roundball Classic game

\* denotes Sun Belt Conference game

## GAME-BY-GAME PLAYER STATISTICS (PTS-REB-AST)

		2 • EKE	3 • BIBI NDONGO	10 • HANSBERRY	12 • REEVES	13 • SYKES	15 • MCCRAY
N12	at Texas Tech	DNP	2-0-0	2-0-3	DND	7-5-0	0-1-0
N16	at Iowa	0-2-0	0-0-1	6-1-2	DND	14-7-0	7-3-3
<b>N20</b>	<b>SE Oklahoma State</b>	<b>DNP</b>	<b>2-1-0</b>	<b>9-4-5</b>	<b>DND</b>	<b>13-6-0</b>	<b>0-0-0</b>
<b>N23</b>	<b>Stephen F. Austin</b>	<b>DNP</b>	<b>0-2-0</b>	<b>0-0-1</b>	<b>DND</b>	<b>13-4-1</b>	<b>DNP</b>
N26	v. Jacksonville State	<b>DNP</b>	<b>2-5-0</b>	<b>6-2-1</b>	<b>DND</b>	<b>16-8-2</b>	<b>DNP</b>
N27	at Illinois State	DNP	2-1-0	0-2-0	DND	12-9-3	0-0-0
N28	v. South Dakota	0-0-0	1-5-0	2-1-1	DND	19-9-1	0-0-0
D2	at Kent State	DNP	2-0-0	7-5-4	DND	6-10-2	4-1-4
D4	at Louisiana Tech	DNP	0-1-0	0-1-1	DND	4-8-1	DNP
<b>D11</b>	<b>Centenary</b>	<b>DNP</b>	<b>DNP</b>	<b>7-1-5</b>	<b>DND</b>	<b>6-8-0</b>	<b>2-2-0</b>
D15	at UTEP	0-1-0	0-2-0	5-3-3	0-1-4	2-8-0	0-0-0
<b>D19</b>	<b>Florida Atlantic*</b>	<b>DNP</b>	<b>DNP</b>	<b>0-1-1</b>	<b>4-1-1</b>	<b>11-7-0</b>	<b>DNP</b>
<b>D22</b>	<b>Northern Colorado</b>	<b>DNP</b>	<b>DNP</b>	<b>13-2-3</b>	<b>0-0-4</b>	<b>8-3-0</b>	<b>0-1-0</b>
D29	at Stephen F. Austin	0-0-0	2-3-0	6-0-1	0-0-1	4-3-1	1-1-0
<b>J2</b>	<b>FIU*</b>	<b>DNP</b>	<b>0-1-0</b>	<b>2-2-1</b>	<b>3-1-1</b>	<b>19-7-1</b>	<b>0-0-0</b>
<b>J4</b>	<b>Union College</b>	<b>DNP</b>	<b>0-1-1</b>	<b>DNP</b>	<b>4-1-3</b>	<b>32-5-1</b>	<b>3-0-2</b>
<b>J8</b>	<b>Denver*</b>	<b>DNP</b>	<b>0-1-0</b>	<b>4-1-2</b>	<b>0-2-0</b>	<b>18-6-0</b>	<b>0-0-0</b>
J13	at UALR*	DNP	2-2-1	0-4-1	0-2-0	4-4-2	10-1-0
J15	at South Alabama*	<b>DNP</b>	<b>DNP</b>	<b>2-0-2</b>	<b>DNP</b>	<b>13-12-1</b>	<b>0-0-0</b>
<b>J20</b>	<b>North Texas*</b>						
J22	at UL-Lafayette*						
J27	at Arkansas State*						
<b>J29</b>	<b>Troy*</b>						
F3	at Middle Tennessee*						
F5	at Western Kentucky*						
<b>F10</b>	<b>Arkansas State*</b>						
<b>F12</b>	<b>UALR*</b>						
F17	at Denver*						
F19	at North Texas*						
<b>F26</b>	<b>UL-Lafayette*</b>						

		21 • GOODIN	22 • GILBERT	23 • MCCLELLAN	24 • MINGO	41 • RIBEIRO	55 • BROWN
N12	at Texas Tech	DND	18-5-3	0-1-0	8-7-1	5-10-0	25-3-2
N16	at Iowa	0-0-0	6-8-0	2-7-1	2-0-3	2-1-0	DND
<b>N20</b>	<b>SE Oklahoma State</b>	<b>DNP</b>	<b>14-8-2</b>	<b>4-8-1</b>	<b>5-5-0</b>	<b>2-2-0</b>	<b>21-2-1</b>
<b>N23</b>	<b>Stephen F. Austin</b>	<b>DNP</b>	<b>7-9-2</b>	<b>13-7-0</b>	<b>17-5-1</b>	<b>0-0-1</b>	<b>14-4-5</b>
N26	v. Jacksonville State	<b>DNP</b>	<b>13-7-1</b>	<b>DND</b>	<b>11-0-2</b>	<b>0-5-0</b>	<b>9-3-5</b>
N27	at Illinois State	DNP	17-7-3	DNP	11-4-1	0-9-0	13-2-4
N28	v. South Dakota	DNP	11-7-3	DNP	16-4-0	2-2-0	15-2-4
D2	at Kent State	DNP	8-3-2	7-2-1	16-3-2	3-4-0	DND
D4	at Louisiana Tech	DNP	10-5-2	4-3-0	18-9-0	4-1-0	18-2-7
<b>D11</b>	<b>Centenary</b>	<b>0-1-0</b>	<b>7-2-0</b>	<b>5-6-1</b>	<b>27-7-0</b>	<b>0-2-0</b>	<b>6-5-0</b>
D15	at UTEP	DNP	4-5-1	4-1-0	11-4-2	15-1-2	8-2-1
<b>D19</b>	<b>Florida Atlantic*</b>	<b>DNP</b>	<b>6-4-0</b>	<b>4-3-0</b>	<b>11-6-2</b>	<b>4-3-2</b>	<b>18-0-2</b>
<b>D22</b>	<b>Northern Colorado</b>	<b>DNP</b>	<b>28-4-2</b>	<b>7-6-0</b>	<b>14-4-3</b>	<b>0-0-0</b>	<b>10-1-2</b>
D29	at Stephen F. Austin	DND	4-1-1	6-6-0	11-5-0	0-1-0	2-2-0
<b>J2</b>	<b>FIU*</b>	<b>0-0-0</b>	<b>8-3-2</b>	<b>12-7-0</b>	<b>14-7-0</b>	<b>DNP</b>	<b>14-3-3</b>
<b>J4</b>	<b>Union College</b>	<b>2-0-0</b>	<b>13-9-2</b>	<b>6-2-1</b>	<b>14-7-2</b>	<b>0-0-0</b>	<b>13-1-5</b>
<b>J8</b>	<b>Denver*</b>	<b>DNP</b>	<b>9-4-2</b>	<b>4-3-0</b>	<b>6-5-4</b>	<b>DNP</b>	<b>16-2-2</b>
J13	at UALR*	DNP	17-3-1	2-5-1	6-4-0	4-1-0	5-0-1
J15	at South Alabama*	<b>DNP</b>	<b>14-2-2</b>	<b>7-4-0</b>	<b>6-2-3</b>	<b>0-2-0</b>	<b>25-4-2</b>
<b>J20</b>	<b>North Texas*</b>						
J22	at UL-Lafayette*						
J27	at Arkansas State*						
<b>J29</b>	<b>Troy*</b>						
F3	at Middle Tennessee*						
F5	at Western Kentucky*						
<b>F10</b>	<b>Arkansas State*</b>						
<b>F12</b>	<b>UALR*</b>						
F17	at Denver*						
F19	at North Texas*						
<b>F26</b>	<b>UL-Lafayette*</b>						



## GAME-BY-GAME TEAM STATISTICS

Date	Game	W/L	Score	FG-FGA	PCT.	3F-3PA	PCT.	FT-FTA	PCT.	O-D	TOT	F/EJ	A	TO	BLK	STL	1st	2nd	ot	ot	TP
N12	ULM	L	67	23-56	.411	8-17	.471	13-16	.813	10-26	36	21/1	9	16	1	2	37	30	-	-	67
	at Texas Tech		86	34-62	.548	5-15	.333	13-23	.565	11-22	33	20/0	18	9	5	11	38	48	-	-	86
N16	ULM	L	40	17-54	.315	3-16	.188	3-5	.600	9-23	32	14/0	10	26	2	10	18	22	-	-	40
	at Iowa		68	28-60	.467	8-21	.381	4-10	.400	13-29	42	13/0	17	22	4	10	29	39	-	-	68
N20	ULM	W	70	23-65	.354	7-23	.304	17-28	.607	14-26	40	17/0	9	14	4	10	28	42	-	-	70
	SE Oklahoma State		59	20-51	.392	5-18	.278	14-24	.583	8-32	40	23/1	9	21	4	10	23	36	-	-	59
N23	ULM	L	64	23-51	.451	6-16	.375	12-15	.800	15-19	34	18/1	11	16	2	7	36	28	-	-	64
	Stephen F. Austin		65	22-44	.500	6-13	.462	15-19	.789	5-14	19	16/0	16	12	2	4	31	34	-	-	65
N26	ULM	W	57	17-47	.362	6-12	.500	17-19	.895	12-22	34	20/0	11	19	0	6	26	31	-	-	57
	v. Jacksonville State		50	16-44	.364	4-11	.364	14-20	.700	10-19	29	18/1	9	18	5	8	22	28	-	-	50
N27	ULM	L	55	20-55	.364	9-21	.429	6-11	.545	13-24	37	18/1	11	16	3	7	18	37	-	-	55
	at Illinois State		59	20-48	.417	2-14	.143	17-24	.708	10-24	34	18/0	11	14	6	8	33	26	-	-	59
N28	ULM	L	66	25-60	.417	6-23	.261	10-17	.588	11-21	32	18/0	9	11	4	5	32	34	-	-	66
	v. South Dakota		79	27-60	.450	10-24	.417	15-18	.833	12-26	38	15/0	15	11	0	7	47	32	-	-	79
D2	ULM	L	53	23-49	.469	5-18	.278	2-6	.333	6-22	28	12/0	15	17	0	7	19	34	-	-	53
	at Kent State		69	26-53	.491	10-21	.476	7-9	.778	6-22	28	10/0	23	11	4	11	30	39	-	-	69
D4	ULM	L	58	24-67	.358	5-28	17.9	5-10	.500	16-22	38	21/2	11	10	2	7	25	33	-	-	58
	at Louisiana Tech		67	22-46	.478	7-13	.538	16-21	.762	6-31	37	1/0	14	15	4	4	37	30	-	-	67
D11	ULM	W	60	20-51	.392	2-12	.167	18-29	.621	17-22	39	20/1	6	15	2	10	24	36	-	-	60
	Centenary		46	15-44	.341	4-18	.222	12-23	.522	12-18	30	21/1	7	18	1	8	19	27	-	-	46
D15	ULM	L	49	20-50	.400	1-11	.091	8-12	.667	6-24	30	21/1	13	15	0	2	19	30	-	-	49
	at UTEP		79	26-54	.481	7-17	.412	20-30	.667	9-26	35	17/1	19	5	3	8	40	39	-	-	79
D19	ULM	L	58	21-53	.396	8-20	.400	8-20	.400	13-13	26	19/0	8	11	2	10	26	32	-	-	58
	Florida Atlantic*		60	23-42	.548	6-17	.353	8-12	.667	9-22	31	23/1	15	20	6	5	32	28	-	-	60
D22	ULM	W	78	25-46	.543	6-16	.375	22-35	.629	8-16	24	25/3	14	15	1	7	42	36	-	-	78
	Northern Colorado		75	20-50	.400	8-24	.333	27-33	.818	12-15	27	23/1	9	16	2	4	33	42	-	-	75
D29	ULM	L	36	15-41	.366	1-10	.100	5-11	.455	6-19	25	18/0	4	19	3	8	19	17	-	-	36
	at Stephen F. Austin		60	23-50	.460	7-17	.412	7-14	.500	12-24	36	16/0	15	16	2	5	35	25	-	-	60
J2	ULM	L	72	23-51	.451	5-18	.278	21-26	.808	13-20	33	21/2	8	16	2	5	37	35	-	-	72
	FIU*		73	25-53	.472	6-17	.353	17-28	.607	10-17	27	22/1	12	11	1	9	28	45	-	-	73
J4	ULM	W	87	30-52	.577	4-11	.364	23-30	.767	6-21	27	21/1	17	13	2	10	55	32	-	-	87
	Union College (Ky.)		66	25-53	.472	4-10	.400	12-17	.706	10-17	27	26/1	14	19	0	5	32	34	-	-	66
J8	ULM	L	57	19-44	.432	4-9	.444	15-20	.750	8-19	27	18/1	10	14	1	5	24	33	-	-	57
	Denver*		66	23-46	.500	9-25	.360	11-14	.786	3-18	21	17/0	17	9	1	7	32	34	-	-	66
J13	ULM	L	50	16-46	.348	1-18	.056	17-24	.708	10-19	29	16/0	7	15	1	4	28	22	-	-	50
	at UALR*		81	27-50	.540	17-26	.654	10-15	.667	6-25	31	20/0	19	10	2	4	43	38	-	-	81
J15	ULM	W	67	23-45	.511	5-13	.385	16-21	.762	14-16	30	19/0	10	14	1	5	37	30	-	-	67
	at South Alabama*		65	23-42	.548	7-15	.467	12-21	.571	6-11	17	17/0	13	9	5	5	40	25	-	-	65
J20	ULM																				
	North Texas*																				
J22	ULM																				
	at UL-Lafayette*																				
J27	ULM																				
	at Arkansas State*																				
J29	ULM																				
	Troy*																				
F3	ULM																				
	at Middle Tennessee*																				
F5	ULM																				
	at Western Kentucky*																				
F10	ULM																				
	Arkansas State*																				
F12	ULM																				
	UALR*																				
F17	ULM																				
	at Denver*																				
F19	ULM																				
	at North Texas*																				
F26	ULM																				
	UL-Lafayette*																				

## THE LAST TIME...

### END OF GAME SITUATIONS

<b>ULM won in the last second</b>	March 6, 2010 vs. Louisiana-Lafayette (Sun Belt Tournament): Tony Hooper wing three-pointer, 0.7 sec.
<b>ULM lost in the last second</b>	Dec. 2, 2009, vs. Louisiana Tech: Kyle Gibson corner three-pointer, 0.0 sec.
<b>ULM played in overtime</b>	Dec. 31, 2008, at UALR: UALR won 95-87
<b>ULM won an overtime game</b>	Nov. 30, 2007, at Iowa: ULM won 72-67
<b>ULM lost an overtime game</b>	Dec. 31, 2008, at UALR: UALR won 95-87

### TEAM SCORING

<b>ULM scored 80 or more points</b>	Jan. 4, vs. Union College: ULM won 87-66
<b>ULM scored 90 or more points</b>	Dec. 28, 2009, U. of the Southwest: ULM won 99-70
<b>ULM scored 100 or more points</b>	Nov. 27, 2007, Alcorn State: ULM won 105-75
<b>ULM scored fewer than 50 points</b>	Dec. 29, 2010, at Stephen F. Austin: ULM lost 60-36
<b>An opponent scored 100 point or more points</b>	Nov. 29, 2008, at Tennessee Tech: ULM lost 108-70
<b>An opponent scored fewer than 50 points</b>	Dec. 11, 2010, vs. Centenary: ULM won 60-46

### INDIVIDUAL SCORING

<b>A player had 20 or more points</b>	Jan. 15, 2011, at South Alabama: Fred Brown (25)
<b>A player had 30 or more points</b>	Jan. 4, 2011, vs. Union College: Tommie Sykes (32)
<b>A player had 40 or more points</b>	1970-71, Louisiana College: Henry Steele (40)
<b>An opponent had 20 or more points</b>	Jan. 13, 2011, at UALR: Solomon Bozeman (26)
<b>An opponent had 30 or more points</b>	Dec. 31, 2009, Troy: Brandon Hazzard (30)

### MULTIPLE DOUBLE-DIGIT SCORING

<b>ULM had three double-digit scorers</b>	Jan. 15, 2011, at South Alabama: F. Brown (25), L. Gilbert (14), T. Sykes (13)
<b>ULM had four double-digit scorers</b>	Jan. 4, vs. Union College: T. Sykes (32), H. Mingo (14), L. Gilbert (13), F. Brown (13)
<b>ULM had five double-digit scorers</b>	Dec. 28, 2009, U. of the Southwest: R. Turner (20), D. Forbes (19), T. Hooper (16), T. Sykes (16), L. Gilbert (11)
<b>ULM had two players with 20 or more points</b>	Feb. 26, 2009, Denver: Dynile Forbes (24), Malcolm Thomas (24)

### INDIVIDUAL REBOUNDING

<b>A player had 10 or more rebounds</b>	Jan. 15, 2011, at South Alabama: Tommie Sykes (12)
<b>A player had 15 or more rebounds</b>	Jan. 24, 2008, Middle Tennessee: Lance Brasher (17)
<b>A player had 20 or more rebounds</b>	Dec. 3, 1983, Dayton: Terry Martin (22)
<b>ULM had more than 40 rebounds</b>	Jan. 2, 2010, UALR: ULM (42)
<b>ULM had more than 50 rebounds</b>	Dec. 1, 2007, Rice: ULM (51)
<b>ULM had fewer than 25 rebounds</b>	Dec. 19, 2009, at Denver: ULM (20)

### DOUBLE-DOUBLES

<b>A player had a double-double (points-rebounds)</b>	Jan. 15, 2011, at South Alabama: Tommie Sykes (13 points, 12 rebounds)
<b>A player had a double-double (points-assists)</b>	Feb. 25, 2006, Lamar: Tony Hooper (12 points, 14 assists)
<b>ULM had two players record a double-double</b>	Dec. 22, 2009, Harding: R. Turner (21 points, 14 rebounds), T. Hooper (15 points, 10 rebounds)

### ASSISTS

<b>A player had five or more assists</b>	Jan. 4, vs. Union College: Fred Brown (5)
<b>A player had 10 or more assists</b>	Feb. 25, 2006, Lamar: Tony Hooper (14)
<b>ULM had more than 20 assists</b>	Jan. 3, 2009, Union College: ULM (20)
<b>ULM had fewer than 10 assists</b>	Dec. 29, 2010, at Stephen F. Austin: ULM (4)

### BLOCKS

<b>A player had five or more blocks</b>	Feb. 4, 2010, Western Kentucky: Rudy Turner (6)
<b>A player had 10 or more blocks</b>	Feb. 16, 2002, Nicholls State: Wojciech Myrda (11)
<b>ULM had more than 10 blocks</b>	Dec. 2, 2006, William Carey: ULM (10)

### STEALS

<b>A player had five or more steals</b>	Dec. 11, 2010, Centenary: Hugh Mingo (7)
<b>A player had 10 or more steals</b>	1983, McNeese State: Arthur Hayes (10)
<b>ULM had more than 10 steals</b>	Dec. 11, 2010, Centenary: ULM (10)
<b>ULM had fewer than five steals</b>	Dec. 15, 2010, at UTEP: ULM (2)

### FIELD GOALS MADE

<b>ULM had more than 20 field goals made</b>	Jan. 15, 2011, at South Alabama: ULM (23)
<b>ULM had more than 30 field goals made</b>	Jan. 4, vs. Union College: ULM (30)

### FIELD GOAL ATTEMPTS

<b>ULM had more than 50 field goal attempts</b>	Jan. 4, vs. Union College: ULM (52)
<b>ULM had more than 60 field goal attempts</b>	Dec. 4, 2010, at Louisiana Tech: ULM (67)
<b>ULM had more than 70 field goal attempts</b>	Feb. 22, 2007, Denver: ULM (73)
<b>ULM had fewer than 40 field goal attempts</b>	Jan. 16, 2010, Denver: ULM (35)

### FIELD GOAL PERCENTAGE

<b>ULM shot over 50 percent from the field</b>	Jan. 15, 2011, at South Alabama: ULM 51.1 percent (23-for-45)
<b>ULM shot over 60 percent from the field</b>	Dec. 28, 2009, U. of the Southwest: ULM 60.7 percent (34-for-56)
<b>ULM shot less than 40 percent from the field</b>	Jan. 13, 2011, at UALR: ULM 34.8 percent (16-for-46)

## THE LAST TIME...

### 3-POINT FIELD GOALS

ULM had more than 10 three-point field goals	Feb. 18, 2010, New Orleans: ULM (13)
ULM had more than 15 three-point field goals	Jan. 24, 2008, Middle Tennessee: ULM (15)

### 3-POINT FIELD GOAL ATTEMPTS

ULM had more than 20 three-point field goal attempts	Dec. 19, 2010, Florida Atlantic: ULM (20)
ULM had more than 30 three-point field goal attempts	Jan. 31, 2008, at Troy: ULM (34)
ULM had fewer than 10 three-point field goals attempts	Jan. 8, 2011, vs. Denver: ULM (9)

### 3-POINT FIELD GOAL PERCENTAGE

ULM shot over 40 percent on three-pointers	Jan. 8, 2011, vs. Denver: ULM 44.4 percent (4-for-9)
ULM shot over 50 percent on three-pointers	Nov. 26, 2010, vs. Jacksonville State: ULM 50.0 percent (6-for-12)
ULM shot less than 30 percent on three-pointers	Jan. 13, 2011, at UALR: ULM 5.6 percent (1-for-18)

### FREE THROWS MADE

ULM had more than 20 free throws made	Jan. 4, vs. Union College: ULM (23)
ULM had more than 30 free throws made	Dec. 31, 2009, Troy: ULM (30)
ULM had fewer than 10 free throws made	Dec. 19, 2010, Florida Atlantic: ULM (8)

### FREE THROW ATTEMPTS

ULM had more than 20 free throw attempts	Jan. 15, 2011, at South Alabama: ULM (21)
ULM had more than 30 free throw attempts	Jan. 4, vs. Union College: ULM (30)
ULM had more than 40 free throw attempts	Dec. 22, 2009, Harding: ULM (40)
ULM had fewer than 10 free throw attempts	Dec. 4, 2010, at Louisiana Tech: ULM (10)

### FREE THROW PERCENTAGE

ULM shot over 70 percent on free throws	Jan. 15, 2011, at South Alabama: ULM 76.2 percent (16-for-21)
ULM shot over 80 percent on free throws	Jan. 2, 2010, vs. FIU: ULM 80.8 percent (21-for-26)
ULM shot over 90 percent on free throws	Nov. 17, 2009, at Oklahoma: ULM 100.0 percent (5-for-5)
ULM shot less than 50 percent on free throws	Dec. 4, 2010, at Louisiana Tech: ULM 50.0 percent (5-for-10)

### FOULS

ULM had more than 20 fouls	Jan. 4, vs. Union College: ULM (21)
ULM had fewer than 10 fouls	Dec. 22, 2007, Texas-Tyler: ULM (8)

### TURNOVERS

ULM had more than 20 turnovers	Nov. 16, 2010 at Iowa: ULM (26)
ULM had fewer than 10 turnovers	Dec. 31, 2009, Troy: ULM (9)



# Keith Richard

Head Coach » ULM '82

First Season » Career Record 156-130

Keith Richard became ULM's seventh men's basketball head coach on April 22, 2010, as the program approaches its 60th season of competition. Richard becomes the second ULM men's basketball head coach -- along with Mike Vining -- to have also been a student-athlete and an assistant coach for the program.

As a student-athlete, Richard bridged the transition from Lenny Fant to Benny Hollis to Vining. He played on Fant's final team, played two seasons for Hollis and then completed his playing career on Vining's first team. ULM won three Trans-America Athletic Conference championships during his four years and advanced to the NCAA Tournament in 1982, the school's first-ever appearance, and the NIT in 1979. He twice led the team in assists and was team captain in 1980-81 and 1981-82.

Following his playing career, Richard spent two seasons as a graduate assistant at ULM (1984-86), assisting as his alma mater won the Southland Conference regular season and tournament titles in 1985, earning a trip to the NCAA Tournament.

Richard moved on to Marshall University for three years from 1986-89, helping the Thundering Herd win two Southern Conference crowns and a Southern Conference tournament title. Marshall participated in the 1987 NCAA Tournament and the 1988 NIT while Richard was on staff.

He returned to ULM for the 1989-90 season, spending five seasons as an assistant coach. In those five years, ULM won four Southland Conference regular season championships, four Southland Conference tournaments and made four appearances in the NCAA Tournament (1990, 1991, 1993, 1994). He departed in 1994 to join the staff at Louisiana Tech.

In his first season at Louisiana Tech, Richard helped the Bulldogs to the second biggest turnaround in the nation as they won 14 games after winning just two in the season prior to his arrival.

The following year Richard was promoted from assistant coach to associate head coach, spending three seasons in that capacity. He helped the Bulldogs reach the championship game of the Sun Belt Tournament in 1997, the school's first appearance in five seasons.

Richard became the head coach at Louisiana Tech prior to the 1998-99 season, guiding the Bulldogs for nine seasons. In his time at the helm of Louisiana Tech, Richard compiled a record of 150-117, the third-most wins in school history. In nine seasons, Richard had 11

players named all-conference, including three-time NCAA rebounding champion Paul Millsap, who went on to be drafted by the Utah Jazz. This season, Millsap will begin his fifth year with the Jazz.

During Richard's tenure at Louisiana Tech, the Bulldogs went on the road and won money games against the likes of Auburn, Baylor, Memphis (coached by John Calipari) and Texas Tech (coached by Bob Knight).

In his first season as head coach, Louisiana Tech won the Sun Belt regular season championship. Richard was named Sun Belt Conference Coach of the Year and two players, Lonnie Cooper and Craig Jackson, earned all-conference accolades.

The next year, Richard guided Louisiana Tech to a 21-win season, the school's first of three 20-plus win seasons under Richard. Gerrod Henderson and Jackson earned All-Sun Belt honors that year, with Henderson named the Sun Belt's Most Valuable Player.

In 2001-02, Louisiana Tech moved from the Sun Belt into the Western Athletic Conference, where Richard immediately turned the Bulldogs into a contender for the conference crown, posting a 22-10 overall record, 14-4 in conference play. Led by Henderson, who earned All-WAC honors, Richard's Bulldogs earned a berth in the NIT, where they defeated UL-Lafayette and Vanderbilt before falling to Villanova.

Richard took the Bulldogs to the postseason again during the 2005-06 season as Louisiana Tech won 20 games and earned a trip to the NIT. That year, Millsap was named as an All-WAC performer for the third consecutive season while also leading the nation in rebounding for the third-straight season.

In nine years as the head coach at Louisiana Tech, Richard's teams posted a conference record of 90-60, going 32-14 in three seasons in Sun Belt and 58-46 in six years in the WAC. At ULM, Richard returns to the Sun Belt where he currently stands as the league's 10th winningest coach in conference games, with a .696 winning percentage.

Prior to returning to guide his alma mater, Richard spent the past two seasons as an assistant coach at LSU, where he helped the Tigers win the 2008-09 SEC regular season championship and reach the second round of the NCAA Tournament before losing to eventual national champion North Carolina.

Richard and his wife Holly have three children: sons Luke and Lance and daughter Lexie. He earned a bachelor's degree from ULM in 1982 and a master's degree from ULM in 1986.

## KEITH RICHARD HEAD COACHING CAREER YEAR-BY-YEAR

School	Season	Total	Overall	Home	Away	Neutral	League	Overall	Finish	Home	Away	Postseason
LA Tech	1998-99	28	19-9	9-0	6-8	4-1	Sun Belt	10-4	1st	7-0	3-4	Sun Belt Semifinals
LA Tech	1999-2000	29	21-8	10-1	10-6	1-1	Sun Belt	12-4	3rd	7-1	5-3	Sun Belt Semifinals
LA Tech	2000-01	29	17-12	9-4	8-7	0-1	Sun Belt	10-6	T-2nd East	5-3	5-3	Sun Belt Quarterfinals
LA Tech	2001-02	32	22-10	13-2	9-7	0-1	WAC	14-4	3rd	7-2	7-2	NIT Second Round
LA Tech	2002-03	27	12-15	9-4	3-10	0-1	WAC	9-9	T-6th	6-3	3-6	WAC Quarterfinals
LA Tech	2003-04	30	15-15	8-5	6-9	1-1	WAC	8-10	7th	4-5	4-5	WAC Quarterfinals
LA Tech	2004-05	29	14-15	8-4	5-9	1-2	WAC	9-9	T-5th	6-3	3-6	WAC Quarterfinals
LA Tech	2005-06	33	20-13	10-2	8-9	2-2	WAC	11-5	T-2nd	6-2	5-3	NIT First Round
LA Tech	2006-07	30	10-20	7-4	3-14	0-2	WAC	7-9	7th	6-2	1-7	WAC Quarterfinals
ULM	2010-11	19	6-13	4-4	1-8	1-1	Sun Belt	1-4		0-3	1-1	
	<b>Totals</b>	<b>285</b>	<b>156-130</b>	<b>88-31</b>	<b>59-87</b>	<b>10-13</b>	<b>Total</b>	<b>91-63</b>		<b>54-23</b>	<b>37-40</b>	
							<b>Sun Belt</b>	<b>33-18</b>		<b>19-8</b>	<b>14-11</b>	
							<b>WAC</b>	<b>58-46</b>		<b>35-17</b>	<b>23-29</b>	



# 2 Ike Eke

Freshman » Forward » 6-7 » 215  
Lagos, Nigeria » Northwest Rankin HS

## EKE NOTABLES

- Saw his first collegiate action at Iowa (Nov. 16), playing four minutes and grabbing two rebounds.
- Averaged 10 points and 10 rebounds per game as a senior at Northwest Rankin High School in Jackson, Miss.
- Earned Mississippi All-Star Honors as a senior and was a three-time all-district selection at Northwest Rankin.
- Originally from Lagos, Nigeria.
- Had two cousins who played collegiate basketball, including John Ofoegbu at Texas Tech and Idaho State and Ike Ofoegbu at SMU

## 2010-11 SEASON GAME-BY-GAME

Opponent	Date	GS	Min	FG	FGA	Pct	3FG	3FGA	Pct	FT	FTA	Pct	O	D	Tot	Avg	PF	FO	A	TO	Blk	Stl	Pts	Avg
at Texas Tech	11/12/10		Did not play																					
at Iowa	11/16/10		4	0	1	.000	0	0	.000	0	0	.000	0	2	2	2.0	0	0	0	1	0	0	0	0.0
SE OKLAHOMA ST	11/20/10		Did not play																					
STEPHEN F. AUSTIN	11/23/10		Did not play																					
v. Jacksonville State	11/26/10		Did not play																					
at Illinois State	11/27/10		Did not play																					
v. South Dakota	11/28/10		2	0	0	.000	0	0	.000	0	0	.000	0	0	0	1.0	0	0	0	0	0	0	0	0.0
at Kent State	12/2/10		Did not play																					
at Louisiana Tech	12/4/10		Did not play																					
CENTENARY	12/11/10		Did not play																					
at UTEP	12/15/10		3	0	0	.000	0	0	.000	0	0	.000	0	1	1	1.0	0	0	0	0	0	0	0	0.0
FLORIDA ATLANTIC	12/19/10		Did not play																					
NO. COLORADO	12/22/10		Did not play																					
at Stephen F. Austin	12/29/10		6	0	0	.000	0	0	.000	0	0	.000	0	0	0	0.8	0	0	0	0	0	0	0	0.0
FIU	1/2/11		Did not play																					
UNION COLLEGE	1/4/11		Did not play																					
DENVER	1/8/11		Did not play																					
at UALR	1/13/11		Did not play																					
at South Alabama	1/15/11		Did not play																					
NORTH TEXAS	1/20/11																							
at UL-Lafayette	1/22/11																							
at Arkansas State	1/27/11																							
TROY	1/29/11																							
at Middle Tennessee	2/3/11																							
at Western Kentucky	2/5/11																							
ARKANSAS STATE	2/10/11																							
UALR	2/12/11																							
at Denver	2/17/11																							
at North Texas	2/19/11																							
UL-LAFAYETTE	2/26/11																							

	2010-11 SEASON BESTS		CAREER BESTS	
Points	n/a		n/a	
Field Goals	n/a		n/a	
Field Goal Attempts	1	at Iowa (11/16/10)	1	at Iowa (11/16/10)
3-Point Field Goals	n/a		n/a	
3-Point Field Goal Attempts	n/a		n/a	
Free Throws	n/a		n/a	
Free Throw Attempts	n/a		n/a	
Rebounds	2	at Iowa (11/16/10)	2	at Iowa (11/16/10)
Offensive Rebounds	n/a		n/a	
Defensive Rebounds	2	at Iowa (11/16/10)	2	at Iowa (11/16/10)
Assists	n/a		n/a	
Turnovers	1	at Iowa (11/16/10)	1	at Iowa (11/16/10)
Blocks	n/a		n/a	
Steals	n/a		n/a	
Minutes	6	at Stephen F. Austin (12/29/10)	6	at Stephen F. Austin (12/29/10)

## CAREER STATISTICS

Year	G	S	Min	Avg	FG	FGA	FG%	3FG	3FGA	3FG%	FT	FTA	FT%	Off	Def	Reb	Avg	Foul	DQ	Ast	Avg	TO	Avg	Blk	Avg	Stl	Avg	Pts	Avg
2010-11	4	0	15	3.8	0	1	.000	0	0	.000	0	0	.000	0	3	3	0.8	0	0	0	0.0	1	0.3	0	0.0	0	0.0	0	0.0
Career	4	0	15	3.8	0	1	.000	0	0	.000	0	0	.000	0	3	3	0.8	0	0	0	0.0	1	0.3	0	0.0	0	0.0	0	0.0

## SUN BELT STATISTICS

Year	G	S	Min	Avg	FG	FGA	FG%	3FG	3FGA	3FG%	FT	FTA	FT%	Off	Def	Reb	Avg	Foul	DQ	Ast	TO	Blk	Stl	Pts	Avg
2010-11	0	0	0	0.0	0	0	.000	0	0	.000	0	0	.000	0	0	0.0	0	0	0.0	0	0.0	0	0.0	0	0.0
Career	0	0	0	0.0	0	0	.000	0	0	.000	0	0	.000	0	0	0.0	0	0	0.0	0	0.0	0	0.0	0	0.0





# 5 Christian Bibi Ndongo

Junior » Forward » 6-9 » 195

Yaounde, Cameroon » John Wood CC

## BIBI NDONGO NOTABLES

• Played a season-high 19 minutes against South Dakota (Nov. 28) and tied his career-high with five rebounds.

• Grabbed a career-best five rebounds in just five minutes of action against Jacksonville State (Nov. 26).

• Scored two points and recorded a block in 11 minutes in his ULM debut at Texas Tech (Nov. 12).

• Played last season at John Wood CC in Quincy, Ill., where he appeared in 28 games, averaging 2.7 points and 3.1 rebounds. Bibi Ndongo led John Wood in blocked shots with 26 on the season.

• Played his freshman season of college basketball at the College of Central Florida in Ocala, Fla., where he appeared in 25 games, averaging 2.5 points and 2.5 rebounds per contest.

• Attended Calvary Christian High School in Clearwater, Fla., where he averaged 14 points, nine rebounds and five blocks per contest as a senior.

• Originally from Yaounde, Cameroon.

## 2010-11 SEASON GAME-BY-GAME

Opponent	Date	GS	Min	FG	FGA	Pct	3FG	3FGA	Pct	FT	FTA	Pct	O	D	Tot	Avg	PF	FO	A	TO	Blk	Stl	Pts	Avg
at Texas Tech	11/12/10	11	1	3	.333	0	0	.000	0	0	.000	0	0	0	0	0.0	2	0	0	2	1	0	2	2.0
at Iowa	11/16/10	8	0	1	.000	0	0	.000	0	0	.000	0	0	0	0	0.0	1	0	1	1	0	0	0	1.0
SE OKLAHOMA ST	11/20/10	8	1	2	.500	0	0	.000	0	0	.000	0	1	1	0.3	0	0	0	2	0	1	2	1.3	
STEPHEN F. AUSTIN	11/23/10	9	0	0	.000	0	0	.000	0	0	.000	1	2	0.8	1	0	0	1	1	0	1	0	0	1.0
v. Jacksonville State	11/26/10	5	0	1	.000	0	0	.000	2	2	1.000	1	4	5	1.6	2	0	0	2	0	0	2	1.2	
at Illinois State	11/27/10	5	1	2	.500	0	0	.000	0	0	.000	1	0	1	1.5	1	0	0	0	1	0	2	1.3	
v. South Dakota	11/28/10	19	0	2	.000	0	0	.000	1	2	.500	3	2	5	2.0	2	0	0	0	0	0	1	1.3	
at Kent State	12/2/10	11	1	1	1.000	0	0	.000	0	0	.000	0	0	1	1.8	0	0	0	1	0	1	2	1.4	
at Louisiana Tech	12/4/10	6	0	0	.000	0	0	.000	0	0	.000	0	1	1	1.7	0	0	0	1	0	0	0	1.2	
CENTENARY	12/11/10	Did not play																						
at UTEP	12/15/10	3	0	1	.000	0	0	.000	0	0	.000	2	0	2	1.7	0	0	0	2	0	0	0	1.1	
FLORIDA ATLANTIC	12/19/10	Did not play																						
NO. COLORADO	12/22/10	Did not play																						
at Stephen F. Austin	12/29/10	15	1	1	1.000	0	0	.000	0	0	.000	0	3	3	1.8	0	0	0	1	1	0	2	1.2	
FIU	1/2/11	2	0	0	.000	0	0	.000	0	0	.000	0	1	1	1.8	0	0	0	0	0	0	0	1.1	
UNION COLLEGE	1/4/11	13	0	0	.000	0	0	.000	0	0	.000	0	1	1	1.7	3	0	1	2	1	1	0	1.0	
DENVER	1/8/11	4	0	2	.000	0	0	.000	0	0	.000	0	1	1	1.6	1	0	0	0	0	0	0	0.9	
at UALR	1/13/11	11	1	1	1.000	0	0	.000	0	0	.000	0	2	2	1.7	1	0	1	0	0	0	2	1.0	
at South Alabama	1/15/11	Did not play																						
NORTH TEXAS	1/20/11																							
at UL-Lafayette	1/22/11																							
at Arkansas State	1/27/11																							
TROY	1/29/11																							
at Middle Tennessee	2/3/11																							
at Western Kentucky	2/5/11																							
ARKANSAS STATE	2/10/11																							
UALR	2/12/11																							
at Denver	2/17/11																							
at North Texas	2/19/11																							
UL-LAFAYETTE	2/26/11																							

	2010-11 SEASON BESTS													CAREER BESTS												
Points	2	five times												2	five times											
Field Goals	1	five times												1	five times											
Field Goal Attempts	3	at Texas Tech (11/12/10)												3	at Texas Tech (11/12/10)											
3-Point Field Goals	n/a													n/a												
3-Point Field Goal Attempts	n/a													n/a												
Free Throws	2	vs. Jacksonville State (11/26/10)												2	vs. Jacksonville State (11/26/10)											
Free Throw Attempts	2	twice												2	twice											
Rebounds	5	twice												5	twice											
Offensive Rebounds	3	vs. South Dakota (11/28/10)												3	vs. South Dakota (11/28/10)											
Defensive Rebounds	4	vs. Jacksonville State (11/26/10)												4	vs. Jacksonville State (11/26/10)											
Assists	1	two times												1	two times											
Turnovers	2	five times												2	five times											
Blocks	1	five times												1	five times											
Steals	1	four times												1	four times											
Minutes	19	vs. South Dakota (11/28/10)												19	vs. South Dakota (11/28/10)											

## CAREER STATISTICS

Year	G	S	Min	Avg	FG	FGA	FG%	3FG	3FGA	3FG%	FT	FTA	FT%	Off	Def	Reb	Avg	Foul	DQ	Ast	Avg	TO	Avg	Blk	Avg	Stl	Avg	Pts	Avg
2010-11	15	0	130	8.7	6	17	.353	0	0	.000	3	4	.750	8	17	25	1.7	14	0	3	0.2	15	1.0	5	0.3	3	0.2	15	1.0
Career	15	0	130	8.7	6	17	.353	0	0	.000	3	4	.750	8	17	25	1.7	14	0	3	0.2	15	1.0	5	0.3	3	0.2	15	1.0

## SUN BELT STATISTICS

Year	G	S	Min	Avg	FG	FGA	FG%	3FG	3FGA	3FG%	FT	FTA	FT%	Off	Def	Reb	Avg	Foul	DQ	Ast	Avg	TO	Avg	Blk	Avg	Stl	Avg	Pts	Avg
2010-11	3	0	17	5.7	1	3	.333	0	0	.000	0	0	.000	0	4	4	1.3	2	0	1	0.3	0	0.0	0	0.0	0	0.0	2	0.7
Career	3	0	17	5.7	1	3	.333	0	0	.000	0	0	.000	0	4	4	1.3	2	0	1	0.3	0	0.0	0	0.0	0	0.0	2	0.7



# 10 Marcelis Hansberry

Freshman » Guard » 6-0 » 180  
Jackson, Miss. » Provine HS

## HANSBERRY NOTABLES

- Averaging 7.0 points and 3.8 assists per game as a starter.
- Had a career-high five rebounds at Kent State (Dec. 2).
- Recorded career-highs in points (9) and assists (5), along with four rebounds in just 19 minutes against SE Oklahoma (Nov. 20).
- Made his first career start at Iowa (Nov. 16). Scored seven points with four steals and a two assists in 36 minutes.
- Scored two points and dished out three assists in his collegiate debut against Texas Tech (Nov. 12).
- Averaged 15 points and five assists per game as a senior at Provine High School in Jackson, Miss., where he led the Rams to a runner-up finish in the Mississippi 5A State Tournament.
- Earned All-Metro Second Team and All-State Honorable Mention recognition as a senior at Provine.

## 2010-11 SEASON GAME-BY-GAME

Opponent	Date	GS	Min	FG	FGA	Pct	3FG	3FGA	Pct	FT	FTA	Pct	O	D	Tot	Avg	PF	FO	A	TO	Blk	Stl	Pts	Avg
at Texas Tech	11/12/10		23	1	2	.500	0	0	.000	0	0	.000	0	0	0	0.0	1	0	3	3	0	0	2	2.0
at Iowa	11/16/10	*	36	3	11	.273	1	3	.333	0	0	.000	1	0	1	0.5	3	0	2	2	0	4	7	4.5
SE OKLAHOMA ST	11/20/10	*	19	3	9	.333	0	1	.000	3	4	.750	1	3	4	1.7	2	0	5	3	0	1	9	6.0
STEPHEN F. AUSTIN	11/23/10		8	0	0	.000	0	0	.000	0	0	.000	0	0	0	1.3	1	0	1	3	0	0	0	4.5
v. Jacksonville State	11/26/10		25	2	4	.500	1	1	1.000	1	2	.500	0	2	2	1.4	3	0	1	0	0	0	6	4.8
at Illinois State	11/27/10		12	0	1	.000	0	0	.000	0	0	.000	1	1	2	1.5	1	0	0	1	0	0	0	4.0
v. South Dakota	11/28/10		9	0	5	.000	0	3	.000	2	2	1.000	0	1	1	1.4	0	0	1	2	0	1	2	3.7
at Kent State	12/2/10	*	24	3	8	.375	0	3	.000	1	2	.500	0	5	5	1.9	4	0	4	2	0	1	7	4.1
at Louisiana Tech	12/4/10		18	0	1	.000	0	1	.000	0	0	.000	0	1	1	1.8	1	0	1	1	0	0	0	3.7
CENTENARY	12/11/10	*	35	1	3	.333	0	2	.000	5	8	.625	0	1	1	1.7	2	0	5	2	0	1	7	4.0
at UTEP	12/15/10	*	16	1	3	.333	0	0	.000	3	4	.750	0	3	3	1.8	2	0	3	3	0	0	5	4.1
FLORIDA ATLANTIC	12/19/10		22	0	3	.000	0	2	.000	0	0	.000	0	1	1	1.8	3	0	1	3	0	1	0	3.8
NO. COLORADO	12/22/10		18	5	6	.833	1	2	.500	2	2	1.000	0	2	2	1.8	1	0	3	2	0	0	13	4.5
at Stephen F. Austin	12/29/10		22	3	8	.375	0	3	.000	0	0	.000	0	0	0	1.6	1	0	1	2	0	0	6	4.6
FIU	1/2/11		12	1	1	1.000	0	0	.000	0	0	.000	1	1	2	1.7	0	0	1	0	0	0	2	4.4
UNION COLLEGE	1/4/11		Did not play																					
DENVER	1/8/11	*	32	2	5	.400	0	1	.000	0	0	.000	1	0	1	1.6	2	0	2	2	0	0	4	4.4
at UALR	1/13/11	*	17	0	5	.000	0	2	.000	0	0	.000	0	4	4	1.8	0	0	1	0	0	0	0	4.1
at South Alabama	1/15/11		12	0	2	.000	0	1	.000	2	2	1.000	0	0	0	1.7	1	0	2	0	0	0	2	4.0
NORTH TEXAS	1/20/11																							
at UL-Lafayette	1/22/11																							
at Arkansas State	1/27/11																							
TROY	1/29/11																							
at Middle Tennessee	2/3/11																							
at Western Kentucky	2/5/11																							
ARKANSAS STATE	2/10/11																							
UALR	2/12/11																							
at Denver	2/17/11																							
at North Texas	2/19/11																							
UL-LAFAYETTE	2/26/11																							

	2010-11 SEASON BESTS			CAREER BESTS		
Points	13	Northern Colorado (12/22/10)		13	Northern Colorado (12/22/10)	
Field Goals	5	Northern Colorado (12/22/10)		5	Northern Colorado (12/22/10)	
Field Goal Attempts	11	at Iowa (11/16/10)		11	at Iowa (11/16/10)	
3-Point Field Goals	1	three times		1	three times	
3-Point Field Goal Attempts	3	three times		3	three times	
Free Throws	5	vs. Centenary (12/11/10)		5	vs. Centenary (12/11/10)	
Free Throw Attempts	8	vs. Centenary (12/11/10)		8	vs. Centenary (12/11/10)	
Rebounds	5	at Kent State (12/2/10)		5	at Kent State (12/2/10)	
Offensive Rebounds	1	three times		1	three times	
Defensive Rebounds	5	at Kent State (12/2/10)		5	at Kent State (12/2/10)	
Assists	5	twice		5	twice	
Turnovers	3	four times		3	four times	
Blocks	n/a			n/a		
Steals	4	at Iowa (11/16/10)		4	at Iowa (11/16/10)	
Minutes	36	at Iowa (11/16/10)		36	at Iowa (11/16/10)	

## CAREER STATISTICS

Year	G	S	Min	Avg	FG	FGA	FG%	3FG	3FGA	3FG%	FT	FTA	FT%	Off	Def	Reb	Avg	Foul	DQ	Ast	Avg	TO	Avg	Blk	Avg	Stl	Avg	Pts	Avg
2010-11	18	7	360	20.0	25	77	.325	3	25	.120	19	26	.731	5	25	30	1.7	28	0	37	2.1	31	1.7	0	0.0	9	0.5	72	4.0
Career	18	7	360	20.0	25	77	.325	3	25	.120	19	26	.731	5	25	30	1.7	28	0	37	2.1	31	1.7	0	0.0	9	0.5	72	4.0

## SUN BELT STATISTICS

Year	G	S	Min	Avg	FG	FGA	FG%	3FG	3FGA	3FG%	FT	FTA	FT%	Off	Def	Reb	Avg	Foul	DQ	Ast	Avg	TO	Avg	Blk	Avg	Stl	Avg	Pts	Avg
2010-11	5	2	95	19.0	3	16	.188	0	6	.000	2	2	1.000	2	6	8	1.6	6	0	7	1.4	5	1.0	0	0.0	1	0.3	8	1.6
Career	5	2	95	19.0	3	16	.188	0	6	.000	2	2	1.000	2	6	8	1.6	6	0	7	1.4	5	1.0	0	0.0	1	0.2	8	1.6



# 11 Charles Winborne

Sophomore » Guard » 6-0 » 170  
Shreveport, La. » Loyola-Chicago

## WINBORNE NOTABLES

- Will redshirt this season following his transfer from Loyola-Chicago.
- Played one season at Loyola, appearing in seven contests. Scored three points and had a steal in the Ramblers' season opener at Kansas State.
- Attended Loyola College Prep in Shreveport, La., where he averaged 27.6 points, 6.9 rebounds and 2.8 assists per game as a senior.
- Won the Louisiana Class 2A Player of the Year award as a junior in 2007-08 and was runner-up for the honor as a senior in 2008-09.

## 2010-11 SEASON GAME-BY-GAME

Opponent	Date	GS	Min	FG	FGA	Pct	3FG	3FGA	Pct	FT	FTA	Pct	O	D	Tot	Avg	PF	FO	A	TO	Blk	Stl	Pts	Avg
at Texas Tech	11/12/10																							
at Iowa	11/16/10																							
SE OKLAHOMA ST	11/20/10																							
STEPHEN F. AUSTIN	11/23/10																							
v. Jacksonville State	11/26/10																							
at Illinois State	11/27/10																							
v. South Dakota	11/28/10																							
at Kent State	12/2/10																							
at Louisiana Tech	12/4/10																							
CENTENARY	12/11/10																							
at UTEP	12/15/10																							
FLORIDA ATLANTIC	12/19/10																							
NO. COLORADO	12/22/10																							
at Stephen F. Austin	12/29/10																							
FIU	1/2/11																							
UNION COLLEGE	1/4/11																							
DENVER	1/8/11																							
at UALR	1/13/11																							
at South Alabama	1/15/11																							
NORTH TEXAS	1/20/11																							
at UL-Lafayette	1/22/11																							
at Arkansas State	1/27/11																							
TROY	1/29/11																							
at Middle Tennessee	2/3/11																							
at Western Kentucky	2/5/11																							
ARKANSAS STATE	2/10/11																							
UALR	2/12/11																							
at Denver	2/17/11																							
at North Texas	2/19/11																							
UL-LAFAYETTE	2/26/11																							

2010-11 SEASON BESTS		CAREER BESTS	
Points	n/a	3	at Kansas State (11/13/09)
Field Goals	n/a	1	at Kansas State (11/13/09)
Field Goal Attempts	n/a	4	at Kansas State (11/13/09)
3-Point Field Goals	n/a	1	at Kansas State (11/13/09)
3-Point Field Goal Attempts	n/a	1	at Kansas State (11/13/09)
Free Throws	n/a	n/a	
Free Throw Attempts	n/a	n/a	
Rebounds	n/a	1	at Wright State (1/30/10)
Offensive Rebounds	n/a	n/a	
Defensive Rebounds	n/a	1	at Wright State (1/30/10)
Assists	n/a	n/a	
Turnovers	n/a	n/a	
Blocks	n/a	n/a	
Steals	n/a	1	at Kansas State (11/13/09)
Minutes	n/a	3	at Kansas State (11/13/09)


## CAREER STATISTICS

Year	G	S	Min	Avg	FG	FGA	FG%	3FG	3FGA	3FG%	FT	FTA	FT%	Off	Def	Reb	Avg	Foul	DQ	Ast	Avg	TO	Avg	Blk	Avg	Stl	Avg	Pts	Avg
2009-10*	7	0	10	1.4	1	4	.250	1	1	1.00	0	0	.000	0	1	1	0.1	1	0	0	0.0	2	0.3	0	0.0	1	0.1	3	0.4
2010-11																													
Career	7	0	10	1.4	1	4	.250	1	1	1.00	0	0	.000	0	1	1	0.1	1	0	0	0.0	2	0.3	0	0.0	1	0.1	3	0.4

\* denotes season played at Loyola-Chicago

## SUN BELT STATISTICS

Year	G	S	Min	Avg	FG	FGA	FG%	3FG	3FGA	3FG%	FT	FTA	FT%	Off	Def	Reb	Avg	Foul	DQ	Ast	Avg	TO	Avg	Blk	Avg	Stl	Avg	Pts	Avg
2010-11																													
Career																													



# 12 Lonell Reeves

Junior » Guard » 5-10 » 177  
Springfield, Ill. » Danville Area CC

## REEVES NOTABLES

- Made his season debut at UTEP (Dec. 15). Dished out a team-high four assists over 27 minutes of action.

- Played last season at Danville Area CC in Danville, Ill., where he appeared in 31 games and averaged 3.8 points, 3.4 assists and 2.7 rebounds per contest.

- Spent his first season of collegiate basketball at the University of Illinois at Springfield, where he appeared in 12 games and averaged 3.5 points, 2.0 rebounds and 1.3 assists per game, helping the Prairie Stars to a 22-10 record.

- Joined the ULM basketball program in September as a walk-on.

- Averaged 7.4 points per game as a high school senior at Springfield High School in Springfield, Ill.

## 2010-11 SEASON GAME-BY-GAME

Opponent	Date	GS	Min	FG	FGA	Pct	3FG	3FGA	Pct	FT	FTA	Pct	O	D	Tot	Avg	PF	FO	A	TO	Blk	Stl	Pts	Avg
at Texas Tech	11/12/10					Did not dress																		
at Iowa	11/16/10					Did not dress																		
SE OKLAHOMA ST	11/20/10					Did not dress																		
STEPHEN F. AUSTIN	11/23/10					Did not dress																		
v. Jacksonville State	11/26/10					Did not dress																		
at Illinois State	11/27/10					Did not dress																		
v. South Dakota	11/28/10					Did not dress																		
at Kent State	12/2/10					Did not dress																		
at Louisiana Tech	12/4/10					Did not dress																		
CENTENARY	12/11/10					Did not dress																		
at UTEP	12/15/10		27	0	2	.000	0	1	.000	0	0	.000	0	1	1	1.0	1	0	4	1	0	0	0	0.0
FLORIDA ATLANTIC	12/19/10	*	21	1	2	.500	1	2	.500	1	2	.500	0	1	1	1.0	1	0	1	1	0	0	4	2.0
NO. COLORADO	12/22/10	*	35	0	0	.000	0	0	.000	0	2	.000	0	0	0	0.7	0	0	4	0	0	1	0	1.3
at Stephen F. Austin	12/29/10	*	14	0	0	.000	0	0	.000	0	0	.000	0	0	0	0.5	1	0	1	1	0	1	0	1.0
FIU	1/2/11	*	31	1	3	.333	1	1	1.000	0	0	.000	0	1	1	0.6	2	0	1	5	0	1	3	1.4
UNION COLLEGE	1/4/11	*	24	2	4	.500	0	1	.000	0	0	.000	0	1	1	0.7	5	1	3	3	0	1	4	1.8
DENVER	1/8/11		7	0	1	.000	0	0	.000	0	0	.000	0	2	2	0.9	0	0	0	1	0	0	0	1.6
at UALR	1/13/11		32	0	4	.000	0	2	.000	0	0	.000	1	1	2	1.0	0	0	0	2	0	0	0	1.4
at South Alabama	1/15/11					Did not play																		
NORTH TEXAS	1/20/11																							
at UL-Lafayette	1/22/11																							
at Arkansas State	1/27/11																							
TROY	1/29/11																							
at Middle Tennessee	2/3/11																							
at Western Kentucky	2/5/11																							
ARKANSAS STATE	2/10/11																							
UALR	2/12/11																							
at Denver	2/17/11																							
at North Texas	2/19/11																							
UL-LAFAYETTE	2/26/11																							


	2010-11 SEASON BESTS													CAREER BESTS												
Points	4	twice												4	twice											
Field Goals	2	vs. Union College (1/4/11)												2	vs. Union College (1/4/11)											
Field Goal Attempts	4	twice												4	twice											
3-Point Field Goals	1	twice												1	twice											
3-Point Field Goal Attempts	2	twice												2	twice											
Free Throws	1	vs. Florida Atlantic (12/19/10)												1	vs. Florida Atlantic (12/19/10)											
Free Throw Attempts	2	twice												2	twice											
Rebounds	2	twice												2	twice											
Offensive Rebounds	1	at UALR (1/13/11)												1	at UALR (1/13/11)											
Defensive Rebounds	2	vs. Denver (1/8/11)												2	vs. Denver (1/8/11)											
Assists	4	twice												4	twice											
Turnovers	5	vs. FIU (1/2/11)												5	vs. FIU (1/2/11)											
Blocks	n/a													n/a												
Steals	1	four times												1	four times											
Minutes	35	Northern Colorado (12/22/10)												35	Northern Colorado (12/22/10)											

## CAREER STATISTICS

Year	G	S	Min	Avg	FG	FGA	FG%	3FG	3FGA	3FG%	FT	FTA	FT%	Off	Def	Reb	Avg	Foul	DQ	Ast	Avg	TO	Avg	Blk	Avg	Stl	Avg	Pts	Avg
2010-11	8	5	191	23.9	4	16	.250	2	7	.286	1	4	.250	1	7	8	1.0	10	1	14	1.8	14	1.8	0	0.0	4	0.5	11	1.4
Career	8	5	191	23.9	4	16	.250	2	7	.286	1	4	.250	1	7	8	1.0	10	1	14	1.8	14	1.8	0	0.0	4	0.5	11	1.4

## SUN BELT STATISTICS

Year	G	S	Min	Avg	FG	FGA	FG%	3FG	3FGA	3FG%	FT	FTA	FT%	Off	Def	Reb	Avg	Foul	DQ	Ast	Avg	TO	Avg	Blk	Avg	Stl	Avg	Pts	Avg
2010-11	4	2	91	22.8	2	10	.200	2	5	.400	1	2	.500	1	5	6	1.3	3	0	2	0.5	9	2.3	0	0.0	1	0.5	7	1.8
Career	4	2	91	22.8	2	10	.200	2	5	.400	1	2	.500	1	5	6	1.3	3	0	2	0.5	9	2.3	0	0.0	1	0.5	7	1.8



# 13 Tommie Sykes

Senior » Forward » 6-4 » 205  
Philadelphia, Pa. » Odessa College

## SYKES NOTABLES

- Tied a career-high with 10 rebounds at Kent State (Dec. 2).
- Named to the All-Tournament Team at the Global Sports Roundball Classic. Averaged 15.7 points and 8.7 rebounds per game in the tournament.
- Earned 12 trips to the free-throw line against SE Oklahoma (Nov. 20). Has 13 games with double-figure free throw attempts in 46 career games.
- Earned All-Louisiana honorable mention recognition last year from the LSWA.
- Averaged 10.4 points and 5.3 rebounds per game a year ago. Played an average of 22.3 minutes per game, used primarily as a sixth-man during the season.
- Is the leading returning scorer and rebounder for the Warhawks.

• Scored 158 of his 322 points (49 percent) from the free-throw line last season. Shot 72.5 percent (158-of-218) from the charity stripe.

• Attended the same high school, Simon Gratz HS in Philadelphia, Pa., as four-time NBA All-Star Rasheed Wallace.

• Came to ULM after two seasons at Odessa College where he averaged 13.4 points and 7.1 rebounds per game. While at Odessa, he earned his way to the free throw line over 400 times in two seasons, shooting 70.5 percent from the charity stripe.

## 2010-11 SEASON GAME-BY-GAME

Opponent	Date	GS	Min	FG	FGA	Pct	3FG	3FGA	Pct	FT	FTA	Pct	O	D	Tot	Avg	PF	FO	A	TO	Blk	Stl	Pts	Avg
at Texas Tech	11/12/10	*	23	2	9	.222	0	0	.000	3	4	.750	4	1	5	5.0	5	1	0	0	0	1	7	7.0
at Iowa	11/16/10	*	28	6	11	.545	0	0	.000	2	2	1.000	6	1	7	6.0	3	0	0	4	0	0	14	10.5
SE OKLAHOMA ST	11/20/10	*	32	4	9	.444	0	0	.000	5	12	.417	3	3	6	6.0	4	0	0	1	1	3	13	11.3
STEPHEN F. AUSTIN	11/23/10	*	37	6	10	.600	0	0	.000	1	3	.333	3	1	4	5.5	4	0	1	3	1	3	13	11.8
v. Jacksonville State	11/26/10	*	33	4	11	.364	0	0	.000	8	8	1.000	4	4	8	6.0	4	0	2	4	0	1	16	12.6
at Illinois State	11/27/10	*	37	3	15	.200	0	0	.000	6	11	.545	3	6	9	6.5	5	1	3	3	0	4	12	12.5
v. South Dakota	11/28/10	*	36	7	11	.636	0	0	.000	5	9	.556	5	4	9	6.9	3	0	1	2	1	0	19	13.4
at Kent State	12/2/10	*	31	3	9	.333	0	0	.000	0	2	.000	4	6	10	7.3	0	0	2	2	0	0	6	12.5
at Louisiana Tech	12/4/10	*	23	1	2	.500	0	0	.000	2	5	.400	5	3	8	7.3	5	1	1	0	0	3	4	11.6
CENTENARY	12/11/10	*	33	3	8	.375	0	0	.000	0	4	.000	6	2	8	7.4	5	1	0	2	2	1	6	11.0
at UTEP	12/15/10	*	14	0	0	.000	0	0	.000	2	4	.500	1	7	8	7.5	2	0	0	0	0	0	2	10.2
FLORIDA ATLANTIC	12/19/10	*	29	2	5	.400	0	0	.000	7	14	.500	5	2	7	7.4	3	0	0	2	1	2	11	10.3
NO. COLORADO	12/22/10	*	22	1	3	.333	0	0	.000	6	10	.600	2	1	3	7.1	5	1	0	4	0	0	8	10.1
at Stephen F. Austin	12/29/10	*	19	2	2	1.000	0	0	.000	0	2	.000	1	2	3	6.8	3	0	1	2	0	2	4	9.6
FIU	1/2/11	*	28	5	6	.833	0	0	.000	9	12	.750	5	2	7	6.8	4	0	1	2	0	1	19	10.3
UNION COLLEGE	1/4/11	*	27	9	9	1.000	0	0	.000	14	18	.778	1	4	5	6.7	2	0	1	0	0	4	32	11.6
DENVER	1/8/11	*	31	7	12	.583	0	0	.000	4	6	.667	1	5	6	6.6	4	0	0	2	1	2	18	12.0
at UALR	1/13/11	*	27	0	1	.000	0	0	.000	4	6	.667	2	2	4	6.5	4	0	2	2	0	1	4	11.6
at South Alabama	1/15/11	*	40	3	6	.500	0	0	.000	7	11	.636	7	5	12	6.8	4	0	1	5	0	1	13	11.6
NORTH TEXAS	1/20/11																							
at UL-Lafayette	1/22/11																							
at Arkansas State	1/27/11																							
TROY	1/29/11																							
at Middle Tennessee	2/3/11																							
at Western Kentucky	2/5/11																							
ARKANSAS STATE	2/10/11																							
UALR	2/12/11																							
at Denver	2/17/11																							
at North Texas	2/19/11																							
UL-LAFAYETTE	2/26/11																							

2010-11 SEASON BESTS													CAREER BESTS												
Points	32	vs. Union College (1/4/11)	32	vs. Union College (1/4/11)									32	vs. Union College (1/4/11)											
Field Goals	9	vs. Union College (1/4/11)	9	vs. Union College (1/4/11)									9	vs. Union College (1/4/11)											
Field Goal Attempts	15	at Illinois State (11/27/10)	15	at Illinois State (11/27/10)									15	at Illinois State (11/27/10)											
3-Point Field Goals	n/a		n/a										n/a												
3-Point Field Goal Attempts	n/a		n/a										n/a												
Free Throws	14	vs. Union College (1/4/11)	17	Troy (12/31/09)									17	Troy (12/31/09)											
Free Throw Attempts	18	vs. Union College (1/4/11)	20	Troy (12/31/09)									20	Troy (12/31/09)											
Rebounds	12	at South Alabama (1/15/11)	12	at South Alabama (1/15/11)									12	at South Alabama (1/15/11)											
Offensive Rebounds	7	at South Alabama (1/15/11)	7	at South Alabama (1/15/11)									7	at South Alabama (1/15/11)											
Defensive Rebounds	7	at UTEP (12/15/10)	7	twice									7	twice											
Assists	3	at Illinois State (11/27/10)	3	at Illinois State (11/27/10)									3	at Illinois State (11/27/10)											
Turnovers	5	at South Alabama (1/15/11)	5	three times									5	three times											
Blocks	2	vs. Centenary (12/11/10)	2	vs. Centenary (12/11/10)									2	vs. Centenary (12/11/10)											
Steals	4	twice	4	twice									4	twice											
Minutes	40	at South Alabama (1/15/11)	40	at South Alabama (1/15/11)									40	at South Alabama (1/15/11)											


## CAREER STATISTICS

Year	G	S	Min	Avg	FG	FGA	FG%	3FG	3FGA	3FG%	FT	FTA	FT%	Off	Def	Reb	Avg	Foul	DQ	Ast	Avg	TO	Avg	Blk	Avg	Stl	Avg	Pts	Avg
2009-10	31	7	691	22.3	82	156	.526	0	0	.000	158	218	.725	82	83	165	5.3	98	5	15	0.5	68	2.2	4	0.1	19	0.6	322	10.4
2010-11	19	18	550	28.9	68	139	.489	0	0	.000	85	143	.594	68	61	129	6.8	69	5	16	0.8	40	2.1	7	0.4	29	1.5	221	11.6
Career	50	25	1241	24.8	150	295	.508	0	0	.000	243	361	.673	150	144	294	5.9	167	10	31	0.6	108	2.2	11	0.2	48	1.0	543	10.9

## SUN BELT STATISTICS

Year	G	S	Min	Avg	FG	FGA	FG%	3FG	3FGA	3FG%	FT	FTA	FT%	Off	Def	Reb	Avg	Foul	DQ	Ast	Avg	TO	Avg	Blk	Avg	Stl	Avg	Pts	Avg
2009-10	18	5	426	23.7	45	91	.495	0	0	.000	96	133	.722	52	46	98	5.4	56	5	9	0.5	36	2.0	3	0.2	9	0.5	186	10.3
2010-11	5	5	155	31.0	17	30	.567	0	0	.000	31	49	.633	20	16	36	7.2	19	0	4	0.8	13	2.6	2	0.4	7	1.4	65	13.0
Career	23	10	581	25.3	62	121	.512	0	0	.000	127	182	.698	72	62	134	5.8	75	5	13	0.6	49	2.1	5	0.2	16	0.7	251	10.9





# 15<sup>R.J.</sup> McCray

Freshman » Guard » 6-2 » 180

Grand Prairie, Texas » Grace Prep Academy

## McCRAY NOTABLES

- Scored a career-high 10 points in a career-high 25 minutes of action at UALR (Jan. 13).
- Dished out a career-best four assists at Kent State (Dec. 2).
- Scored his first career points at Iowa (Nov. 16). Finished the contest with seven points, three rebounds and three assists.
- Played two minutes in his collegiate debut at Texas Tech (Nov. 12), grabbing one rebound.
- Attended Grace Prep Academy in Arlington, Texas, where he averaged 13 points, six rebounds and five assists per game as a senior while leading his team to the state semifinals.
- Earned 4A All-State Second Team honors from the Texas Association of Private and Parochial Schools (TAPPS) as a senior.

## 2010-11 SEASON GAME-BY-GAME

Opponent	Date	GS	Min	FG	FGA	Pct	3FG	3FGA	Pct	FT	FTA	Pct	O	D	Tot	Avg	PF	FO	A	TO	Blk	Stl	Pts	Avg
at Texas Tech	11/12/10		2	0	0	.000	0	0	.000	0	0	.000	1	0	1	1.0	1	0	0	0	0	0	0	0.0
at Iowa	11/16/10		23	3	5	.600	0	0	.000	1	2	.500	0	3	3	2.0	0	0	3	2	0	0	7	3.5
SE OKLAHOMA ST	11/20/10		9	0	3	.000	0	1	.000	0	0	.000	0	0	0	1.3	0	0	0	1	0	0	0	2.3
STEPHEN F. AUSTIN	11/23/10		Did not play																					
v. Jacksonville State	11/26/10		Did not play																					
at Illinois State	11/27/10		2	0	0	.000	0	0	.000	0	0	.000	0	0	0	1.0	0	0	0	0	0	0	0	1.8
v. South Dakota	11/28/10		7	0	0	.000	0	0	.000	0	0	.000	0	0	0	0.8	0	0	0	0	0	0	0	1.4
at Kent State	12/2/10		22	2	3	.667	0	0	.000	0	0	.000	1	0	1	0.8	1	0	4	1	0	1	4	1.8
at Louisiana Tech	12/4/10		Did not play																					
CENTENARY	12/11/10		12	1	2	.500	0	0	.000	0	0	.000	1	1	2	1.0	2	0	0	0	0	0	2	1.9
at UTEP	12/15/10		17	0	2	.000	0	0	.000	0	0	.000	0	0	0	0.9	0	0	0	1	0	1	0	1.6
FLORIDA ATLANTIC	12/19/10		Did not play																					
NO. COLORADO	12/22/10		4	0	0	.000	0	0	.000	0	0	.000	0	1	1	0.9	1	0	0	0	0	0	0	1.4
at Stephen F. Austin	12/29/10		14	0	3	.000	0	0	.000	1	2	.500	0	1	1	0.9	0	0	0	0	0	1	1	1.4
FIU	1/2/11		0+	0	0	.000	0	0	.000	0	0	.000	0	0	0	0.8	0	0	0	0	0	0	0	1.3
UNION COLLEGE	1/4/11		24	1	3	.333	0	1	.000	1	2	.500	0	0	0	0.8	1	0	2	0	1	0	3	1.4
DENVER	1/8/11		1	0	0	.000	0	0	.000	0	0	.000	0	0	0	0.7	1	0	0	0	0	0	0	1.3
at UALR	1/13/11		25	3	7	.429	0	3	.000	4	7	.571	1	0	1	0.7	0	0	0	3	0	1	10	1.9
at South Alabama	1/15/11		0+	0	0	.000	0	0	.000	0	0	.000	0	0	0	0.7	0	0	0	0	0	0	0	1.8
NORTH TEXAS	1/20/11																							
at UL-Lafayette	1/22/11																							
at Arkansas State	1/27/11																							
TROY	1/29/11																							
at Middle Tennessee	2/3/11																							
at Western Kentucky	2/5/11																							
ARKANSAS STATE	2/10/11																							
UALR	2/12/11																							
at Denver	2/17/11																							
at North Texas	2/19/11																							
UL-LAFAYETTE	2/26/11																							

	2010-11 SEASON BESTS													CAREER BESTS												
Points	10	at UALR (1/13/11)												10	at UALR (1/13/11)											
Field Goals	3	twice												3	twice											
Field Goal Attempts	7	at UALR (1/13/11)												7	at UALR (1/13/11)											
3-Point Field Goals	n/a													n/a												
3-Point Field Goal Attempts	3	at UALR (1/13/11)												3	at UALR (1/13/11)											
Free Throws	4	at UALR (1/13/11)												4	at UALR (1/13/11)											
Free Throw Attempts	7	at UALR (1/13/11)												7	at UALR (1/13/11)											
Rebounds	3	at Iowa (11/16/10)												3	at Iowa (11/16/10)											
Offensive Rebounds	1	four times												1	four times											
Defensive Rebounds	3	at Iowa (11/16/10)												3	at Iowa (11/16/10)											
Assists	4	at Kent State (12/2/10)												1	at Kent State (12/2/10)											
Turnovers	2	at Iowa (11/16/10)												2	at Iowa (11/16/10)											
Blocks	1	vs. Union College (1/4/11)												1	vs. Union College (1/4/11)											
Steals	1	four times												1	four times											
Minutes	25	at UALR (1/13/11)												25	at UALR (1/13/11)											

## CAREER STATISTICS

Year	G	S	Min	Avg	FG	FGA	FG%	3FG	3FGA	3FG%	FT	FTA	FT%	Off	Def	Reb	Avg	Foul	DQ	Ast	Avg	TO	Avg	Blk	Avg	Stl	Avg	Pts	Avg
2010-11	15	0	162	10.8	10	28	.357	0	5	.000	7	13	.538	4	6	10	0.7	7	0	9	0.6	8	0.5	1	0.1	4	0.3	27	1.8
Career	15	0	162	10.8	10	28	.357	0	5	.000	7	13	.538	4	6	10	0.7	7	0	9	0.6	8	0.5	1	0.1	4	0.3	27	1.8

## SUN BELT STATISTICS

Year	G	S	Min	Avg	FG	FGA	FG%	3FG	3FGA	3FG%	FT	FTA	FT%	Off	Def	Reb	Avg	Foul	DQ	Ast	Avg	TO	Avg	Blk	Avg	Stl	Avg	Pts	Avg
2010-11	4	0	26	6.5	3	7	.429	0	3	.000	4	7	.571	1	0	0	0.3	1	0	0	0.0	3	0.8	0	0.0	1	0.3	10	2.5
Career	4	0	26	6.5	3	7	.429	0	3	.000	4	7	.571	1	0	0	0.3	1	0	0	0.0	3	0.8	0	0.0	1	0.3	10	2.5



# 21 JaMichael Goodin

Freshman » Guard » 6-0 » 175  
Monroe, La. » Wossman HS

## GOODIN NOTABLES

- Saw his first career action at Iowa (Nov. 16).
- Saw his second action of the season vs. Centenary; pulled down his first career rebound
- Scored 16 points per game as a senior at Wossman High School in Monroe, La.
- Earned 2010 Monroe News-Star All-Northeast 5A/4A Second Team honors.
- Joined the ULM basketball program in September as a walk-on.

## 2010-11 SEASON GAME-BY-GAME

Opponent	Date	GS	Min	FG	FGA	Pct	3FG	3FGA	Pct	FT	FTA	Pct	O	D	Tot	Avg	PF	FO	A	TO	Blk	Stl	Pts	Avg
at Texas Tech	11/12/10		Did not dress																					
at Iowa	11/16/10		1	0	0	.000	0	0		0	0	.000	0	0	0	0.0	0	0	0	0	0	0	0	0.0
SE OKLAHOMA ST	11/20/10		Did not play																					
STEPHEN F. AUSTIN	11/23/10		Did not play																					
v. Jacksonville State	11/26/10		Did not play																					
at Illinois State	11/27/10		Did not play																					
v. South Dakota	11/28/10		Did not play																					
at Kent State	12/2/10		Did not play																					
at Louisiana Tech	12/4/10		Did not play																					
CENTENARY	12/11/10	2	0	0	.000	0	0	.000	0	0	.000	1	0	1	0.5	1	0	0	0	0	0	0	0	0.0
at UTEP	12/15/10		Did not play																					
FLORIDA ATLANTIC	12/19/10		Did not play																					
NO. COLORADO	12/22/10		Did not play																					
at Stephen F. Austin	12/29/10		Did not dress																					
FIU	1/2/11	0+	0	0	.000	0	0	.000	0	0	.000	0	0	0	0.3	0	0	0	0	0	0	0	0	0.0
UNION COLLEGE	1/4/11	5	1	1	1.000	0	0	.000	0	0	.000	0	0	0	0.3	0	0	0	0	0	0	2	2	0.5
DENVER	1/8/11		Did not play																					
at UALR	1/13/11		Did not dress																					
at South Alabama	1/15/11		Did not play																					
NORTH TEXAS	1/20/11																							
at UL-Lafayette	1/22/11																							
at Arkansas State	1/27/11																							
TROY	1/29/11																							
at Middle Tennessee	2/3/11																							
at Western Kentucky	2/5/11																							
ARKANSAS STATE	2/10/11																							
UALR	2/12/11																							
at Denver	2/17/11																							
at North Texas	2/19/11																							
UL-LAFAYETTE	2/26/11																							

	2010-11 SEASON BESTS				CAREER BESTS			
Points	2	vs. Union College (1/4/11)			2	vs. Union College (1/4/11)		
Field Goals	1	vs. Union College (1/4/11)			1	vs. Union College (1/4/11)		
Field Goal Attempts	1	vs. Union College (1/4/11)			1	vs. Union College (1/4/11)		
3-Point Field Goals	n/a				n/a			
3-Point Field Goal Attempts	n/a				n/a			
Free Throws	n/a				n/a			
Free Throw Attempts	n/a				n/a			
Rebounds	1	vs. Centenary (12/11/10)			1	vs. Centenary (12/11/10)		
Offensive Rebounds	1	vs. Centenary (12/11/10)			1	vs. Centenary (12/11/10)		
Defensive Rebounds	n/a				n/a			
Assists	n/a				n/a			
Turnovers	n/a				n/a			
Blocks	n/a				n/a			
Steals	2	vs. Union College (1/4/11)			2	vs. Union College (1/4/11)		
Minutes	5	vs. Union College (1/4/11)			5	vs. Union College (1/4/11)		

## CAREER STATISTICS

Year	G	S	Min	Avg	FG	FGA	FG%	3FG	3FGA	3FG%	FT	FTA	FT%	Off	Def	Reb	Avg	Foul	DQ	Ast	Avg	TO	Avg	Blk	Avg	Stl	Avg	Pts	Avg
2010-11	4	0	8	2.0	1	1	1.000	0	0	.000	0	0	.000	1	0	1	0.3	1	0	0	0.0	0	0.0	0	0.0	2	0.5	2	0.5
Career	4	0	8	2.0	1	1	1.000	0	0	.000	0	0	.000	1	0	1	0.3	1	0	0	0.0	0	0.0	0	0.0	2	0.5	2	0.5

## SUN BELT STATISTICS

Year	G	S	Min	Avg	FG	FGA	FG%	3FG	3FGA	3FG%	FT	FTA	FT%	Off	Def	Reb	Avg	Foul	DQ	Ast	Avg	TO	Avg	Blk	Avg	Stl	Avg	Pts	Avg
2010-11	1	0	0	0.0	0	0	.000	0	0	.000	0	0	.000	0	0	0	0.0	0	0	0	0.0	0	0.0	0	0.0	0	0.0	0	0.0
Career	1	0	0	0.0	0	0	.000	0	0	.000	0	0	.000	0	0	0	0.0	0	0	0	0.0	0	0.0	0	0.0	0	0.0	0	0.0



# 22 Lawrence Gilbert

Senior » Forward » 6-7 » 210

New Orleans, La. » University of Miami (Fla.)

## GILBERT NOTABLES

Named Louisiana Player of the Week Dec. 28 for his career-best performance against Northern Colorado (Dec. 22). Had 28 point on 9-of-14 shooting against the Bears.

- Has at least five rebounds in all but five games this season.

- Has six seven-plus rebound games this season, had seven seven-plus rebound games all of last season.

- Scored 18 points, tying his 2009-10 season-high, in the season opener at Texas Tech (Nov. 12). Also tied a career-high with 15 field goal attempts and was a perfect 5-for-5 from the free-throw line.

- One of four Warhawks to appear in all 31 games last season, made 26 starts. Averaged 9.6 points and 4.5 rebounds per contest.

- Shot a team-best 83.8 percent (57-of-68) from the free-throw line. Would have ranked second in the Sun Belt had he reached the minimum number of free throws.

- Scored in double-figures 16 times last season and 33 times in his collegiate career (32 at ULM and 1 at Miami).

- Has played in 55 consecutive games for the Warhawks since becoming eligible following his transfer from Miami.

- Played one season at the University of Miami (Fla.) after graduating from L.W. Higgins High School in New Orleans, La.

## 2010-11 SEASON GAME-BY-GAME

Opponent	Date	GS	Min	FG	FGA	Pct	3FG	3FGA	Pct	FT	FTA	Pct	O	D	Tot	Avg	PF	FO	A	TO	Blk	Stl	Pts	Avg
at Texas Tech	11/12/10	*	31	6	15	.400	1	4	.250	5	5	1.000	1	4	5	5.0	3	0	3	1	0	0	18	18.0
at Iowa	11/16/10	*	37	2	12	.167	2	8	.250	0	0	.000	0	8	8	6.5	4	0	0	6	0	2	6	12.0
SE OKLAHOMA ST	11/20/10	*	33	4	10	.400	2	5	.400	4	4	1.000	4	4	8	7.0	2	0	2	2	0	0	14	12.7
STEPHEN F. AUSTIN	11/23/10	*	37	2	8	.250	1	3	.333	2	3	.667	3	6	9	7.5	2	0	2	1	0	0	7	11.3
v. Jacksonville State	11/26/10	*	35	4	9	.444	0	2	.000	5	5	1.000	1	6	7	7.4	3	0	1	2	0	2	13	11.6
at Illinois State	11/27/10	*	37	7	9	.778	3	5	.600	0	0	.000	2	5	7	7.3	2	0	3	3	0	1	17	12.5
v. South Dakota	11/28/10	*	40	5	11	.455	1	6	.167	0	0	.000	2	5	7	7.3	4	0	3	2	2	2	11	12.3
at Kent State	12/2/10	*	36	3	10	.300	2	7	.286	0	0	.000	0	3	3	6.8	3	0	2	5	0	1	8	11.8
at Louisiana Tech	12/4/10	*	35	3	14	.214	1	9	.111	3	4	.750	4	1	5	6.6	4	0	2	0	1	1	10	11.6
CENTENARY	12/11/10	*	21	3	7	.429	0	1	.000	1	2	.500	1	1	2	6.1	1	0	0	3	0	1	7	11.1
at UTEP	12/15/10	*	24	2	8	.250	0	1	.000	0	0	.000	0	5	5	6.0	3	0	1	0	0	0	4	10.5
FLORIDA ATLANTIC	12/19/10	*	15	3	9	.333	0	2	.000	0	1	.000	2	2	4	5.8	2	0	0	1	0	2	6	10.1
NO. COLORADO	12/22/10	*	31	9	14	.643	1	3	.333	9	12	.750	2	2	4	5.7	5	1	2	3	0	0	28	11.5
at Stephen F. Austin	12/29/10	*	15	1	4	.250	0	1	.000	2	2	1.000	0	1	1	5.4	2	0	1	3	0	0	4	10.9
FIU	1/2/11	*	27	2	6	.333	0	2	.000	4	4	1.000	2	1	3	5.2	5	1	2	2	0	0	8	10.7
UNION COLLEGE	1/4/11	*	27	3	5	.600	1	1	1.000	6	7	.857	2	7	9	5.4	3	0	2	0	0	0	13	10.9
DENVER	1/8/11	*	36	3	5	.600	1	1	1.000	2	3	.667	1	3	4	5.4	1	0	2	3	0	1	9	10.8
at UALR	1/13/11	*	28	6	11	.545	0	4	.000	5	6	.833	2	1	3	5.2	4	0	1	2	1	0	17	11.1
at South Alabama	1/15/11	*	40	6	11	.545	1	3	.333	1	1	1.000	1	1	2	5.1	3	0	2	2	0	1	14	11.3
NORTH TEXAS	1/20/11																							
at UL-Lafayette	1/22/11																							
at Arkansas State	1/27/11																							
TROY	1/29/11																							
at Middle Tennessee	2/3/11																							
at Western Kentucky	2/5/11																							
ARKANSAS STATE	2/10/11																							
UALR	2/12/11																							
at Denver	2/17/11																							
at North Texas	2/19/11																							
UL-LAFAYETTE	2/26/11																							

	2010-11 SEASON BESTS			CAREER BESTS		
Points	28	vs. Northern Colorado (12/22/10)		28	vs. Northern Colorado (12/22/10)	
Field Goals	9	vs. Northern Colorado (12/22/10)		9	vs. Northern Colorado (12/22/10)	
Field Goal Attempts	15	at Texas Tech (11/12/10)		15	four times	
3-Point Field Goals	3	at Illinois State (11/27/10)		5	twice	
3-Point Field Goal Attempts	9	at Louisiana Tech (12/4/10)		9	five times	
Free Throws	9	vs. Northern Colorado (12/22/10)		9	vs. Northern Colorado (12/22/10)	
Free Throw Attempts	12	vs. Northern Colorado (12/22/10)		12	vs. Northern Colorado (12/22/10)	
Rebounds	9	twice		13	at Denver (3/4/09)	
Offensive Rebounds	4	twice		6	Troy (1/17/09)	
Defensive Rebounds	8	at Iowa (11/16/10)		10	Middle Tennessee (1/21/10)	
Assists	3	three times		4	Grambling State (11/24/09)	
Turnovers	6	at Iowa (11/16/10)		6	twice	
Blocks	2	vs. South Dakota (11/28/10)		3	at Florida Atlantic (1/22/09)	
Steals	2	three times		4	at Troy (1/28/10)	
Minutes	40	twice		40	twice	

## CAREER STATISTICS

Year	G	S	Min	Avg	FG	FGA	FG%	3FG	3FGA	3FG%	FT	FTA	FT%	Off	Def	Reb	Avg	Foul	DQ	Ast	Avg	TO	Avg	Blk	Avg	Stl	Avg	Pts	Avg
2006-07	20	2	119	6.0	11	32	.344	3	10	.300	5	9	.556	14	12	26	1.3	14	0	7	0.4	8	0.4	1	0.1	2	0.1	32	1.6
2008-09	24	21	662	27.6	80	191	.419	44	96	.458	57	71	.803	40	79	119	5.0	66	2	17	0.7	45	1.9	12	0.5	16	0.7	261	10.9
2009-10	31	26	792	25.5	96	266	.361	49	148	.331	57	68	.838	37	103	140	4.5	83	1	23	0.7	53	1.7	4	0.1	22	0.7	298	9.6
2010-11	19	16	585	30.8	74	178	.416	17	68	.250	49	59	.831	30	66	96	5.1	56	2	31	1.6	41	2.2	4	0.2	14	0.7	214	11.3
Career	94	65	2158	23.0	261	667	.391	113	322	.351	168	207	.812	121	260	381	4.1	219	5	78	0.8	147	1.6	21	0.2	54	0.6	805	8.6

## SUN BELT STATISTICS

Year	G	S	Min	Avg	FG	FGA	FG%	3FG	3FGA	3FG%	FT	FTA	FT%	Off	Def	Reb	Avg	Foul	DQ	Ast	Avg	TO	Avg	Blk	Avg	Stl	Avg	Pts	Avg
2008-09	18	17	489	27.2	51	134	.381	31	71	.437	38	49	.776	25	57	82	4.6	50	2	12	0.7	33	1.8	9	0.5	13	0.7	171	9.5
2009-10	18	15	466	25.9	48	158	.304	27	91	.297	26	30	.867	19	64	83	4.6	44	0	11	0.6	34	1.9	2	0.1	16	0.9	149	8.3
2010-11	5	4	146	29.2	20	42	.476	2	12	.167	12	15	.800	8	8	16	3.5	15	1	7	1.4	10	2.0	1	0.2	4	0.8	54	10.8
Career	41	36	1101	26.9	119	334	.356	60	174	.345	76	94	.809	52	129	181	4.4	109	3	30	0.7	77	1.9	12	0.3	33	0.8	374	9.1



# 23 Steven McClellan

Freshman » Forward » 6-7 » 237  
Fresno, Calif. » Edison HS

## McCLELLAN NOTABLES

- Missed three games with an ankle injury, returned to score seven points against Kent State (Dec. 2).

- Made his first 3-pointer on his first attempt at Kent State (Dec. 2).

- Made his first career start against Stephen F. Austin (Nov. 23), scoring a career-best 13 points.

- Grabbed a then-career-high seven rebounds at Iowa (Nov. 16). Also had two blocks and two steals against the Hawkeyes.

- Played 15 minutes in his collegiate debut at Texas Tech (Nov. 12), grabbing one rebound.

- Averaged 17 points and 11 rebounds per game as a senior at Edison High School in Fresno, Calif.

- Named Edison's MVP as a senior, earned All-Valley honorable mention recognition and was selected to play in the Fresno City v. County All-Star Game.

- Brother, Darshawn, is a senior on the basketball team at Vanderbilt University.

## 2010-11 SEASON GAME-BY-GAME

Opponent	Date	GS	Min	FG	FGA	Pct	3FG	3FGA	Pct	FT	FTA	Pct	O	D	Tot	Avg	PF	FO	A	TO	Blk	Stl	Pts	Avg
at Texas Tech	11/12/10		15	0	1	.000	0	0	.000	0	0	.000	0	1	1	1.0	1	0	0	1	0	0	0	0.0
at Iowa	11/16/10		19	1	4	.250	0	0	.000	0	1	.000	1	6	7	4.0	1	0	1	1	2	2	2	1.0
SE OKLAHOMA ST	11/20/10		24	2	4	.500	0	0	.000	0	0	.000	3	5	8	5.3	3	0	1	1	0	1	4	2.0
STEPHEN F. AUSTIN	11/23/10	*	22	5	9	.556	0	0	.000	3	3	1.000	3	4	7	5.8	3	0	0	2	0	0	13	4.8
v. Jacksonville State	11/26/10		Did not dress																					
at Illinois State	11/27/10		Did not play																					
v. South Dakota	11/28/10		Did not play																					
at Kent State	12/2/10		20	3	3	1.000	1	1	1.000	0	0	.000	0	2	2	5.0	0	0	1	0	0	1	7	5.2
at Louisiana Tech	12/4/10	*	15	2	4	.500	0	0	.000	0	0	.000	0	3	3	4.7	2	0	0	0	0	0	4	5.0
CENTENARY	12/11/10		23	1	5	.200	0	0	.000	3	4	.750	3	3	6	4.9	3	0	1	1	0	0	5	5.0
at UTEP	12/15/10	*	12	2	5	.400	0	1	.000	0	0	.000	1	0	1	4.4	5	1	0	1	0	0	4	4.9
FLORIDA ATLANTIC	12/19/10		13	2	4	.500	0	0	.000	0	0	.000	2	1	3	4.2	2	0	0	0	0	1	4	4.8
NO. COLORADO	12/22/10	*	28	2	5	.400	0	0	.000	3	4	.750	3	3	6	4.4	4	0	0	1	0	0	7	5.0
at Stephen F. Austin	12/29/10		19	2	4	.500	0	0	.000	2	5	.400	3	3	6	4.5	4	0	0	1	1	0	6	5.1
FIU	1/2/11		22	4	5	.800	0	0	.000	4	4	1.000	2	5	7	4.8	3	0	0	0	2	0	12	5.7
UNION COLLEGE	1/4/11		16	3	7	.429	0	0	.000	0	0	.000	1	1	2	4.5	4	0	1	2	0	0	6	5.7
DENVER	1/8/11	*	14	1	2	.500	0	0	.000	2	3	.667	2	1	3	4.4	0	0	0	1	0	0	4	5.6
at UALR	1/13/11		16	1	4	.250	0	1	.000	0	0	.000	2	3	5	4.5	4	0	1	2	0	0	2	5.3
at South Alabama	1/15/11	*	30	2	3	.667	0	0	.000	3	4	.750	2	2	4	4.4	4	0	0	2	1	0	7	5.4
NORTH TEXAS	1/20/11																							
at UL-Lafayette	1/22/11																							
at Arkansas State	1/27/11																							
TROY	1/29/11																							
at Middle Tennessee	2/3/11																							
at Western Kentucky	2/5/11																							
ARKANSAS STATE	2/10/11																							
UALR	2/12/11																							
at Denver	2/17/11																							
at North Texas	2/19/11																							
UL-LAFAYETTE	2/26/11																							

## 2010-11 SEASON BESTS

Points	13	Stephen F. Austin (11/23/10)	CAREER BESTS	13	Stephen F. Austin (11/23/10)
Field Goals	5	Stephen F. Austin (11/23/10)		5	Stephen F. Austin (11/23/10)
Field Goal Attempts	9	Stephen F. Austin (11/23/10)		9	Stephen F. Austin (11/23/10)
3-Point Field Goals	1	at Kent State (12/2/10)		1	at Kent State (12/2/10)
3-Point Field Goal Attempts	1	twice		1	twice
Free Throws	4	vs. FIU (1/2/11)		4	vs. FIU (1/2/11)
Free Throw Attempts	5	at Stephen F. Austin (12/29/10)		5	at Stephen F. Austin (12/29/10)
Rebounds	8	SE Oklahoma State (11/20/10)		8	SE Oklahoma State (11/20/10)
Offensive Rebounds	3	five times		3	five times
Defensive Rebounds	6	at Iowa (11/16/10)		6	at Iowa (11/16/10)
Assists	1	four times		1	four times
Turnovers	2	twice		2	twice
Blocks	2	twice		2	twice
Steals	2	at Iowa (11/16/10)		2	at Iowa (11/16/10)
Minutes	30	at South Alabama (1/15/11)		30	at South Alabama (1/15/11)

## CAREER STATISTICS

Year	G	S	Min	Avg	FG	FGA	FG%	3FG	3FGA	3FG%	FT	FTA	FT%	Off	Def	Reb	Avg	Foul	DQ	Ast	Avg	TO	Avg	Blk	Avg	Stl	Avg	Pts	Avg
2010-11	16	6	308	19.3	33	69	.478	1	3	.333	20	28	.714	28	43	71	4.4	43	1	6	0.4	16	1.0	6	0.4	5	0.3	87	5.4
Career	16	6	308	19.3	33	69	.478	1	3	.333	20	28	.714	28	43	71	4.4	43	1	6	0.4	16	1.0	6	0.4	5	0.3	87	5.4

## SUN BELT STATISTICS

Year	G	S	Min	Avg	FG	FGA	FG%	3FG	3FGA	3FG%	FT	FTA	FT%	Off	Def	Reb	Avg	Foul	DQ	Ast	Avg	TO	Avg	Blk	Avg	Stl	Avg	Pts	Avg
2010-11	5	2	95	19.0	10	18	.556	0	1	.000	9	11	.818	10	12	22	4.4	13	0	1	0.2	5	1.0	3	0.6	1	0.5	29	5.8
Career	5	2	95	19.0	10	18	.556	0	1	.000	9	11	.818	10	12	22	4.4	13	0	1	0.2	5	1.0	3	0.6	1	0.5	29	5.8



# 24 Hugh Mingo

Junior » Guard » 6-3 » 175

West Monroe, La. » South Plains College

## MINGO NOTABLES

• Had seven steals against Centenary; the third most in a game in ULM history and the third most in a game this season in the NCAA.

• Named Sun Belt Player of the Week on Dec. 13; just ULM's second ever.

• Scored a career-high 27 points on 9-of-17 shooting against Centenary.

• Scored a then career-high 18 points on 8-of-13 shooting at Louisiana Tech (Dec. 4).

• Started and played 32 minutes in his ULM debut at Texas Tech (Nov. 12). Scored eight points and grabbed seven rebounds.

• Redshirted last season after surgery on both of his shins forced him to miss the entire season.

• Played two seasons at South Plains College. Averaged 12.0 points and 3.7 rebounds per game as a sophomore at South Plains while earning all-conference honors and helping South Plains to a 25-3 record.

• Averaged 7.2 points and 2.4 rebounds per game as a freshman at South Plains as the Texans won the NJCAA National Championship with a 30-5 record.

• Was a three-time all-district selection while prepping at West Monroe High School in West Monroe, La.

## 2010-11 SEASON GAME-BY-GAME

Opponent	Date	GS	Min	FG	FGA	Pct	3FG	3FGA	Pct	FT	FTA	Pct	O	D	Tot	Avg	PF	FO	A	TO	Blk	Stl	Pts	Avg
at Texas Tech	11/12/10	*	32	2	6	.333	0	3	.000	4	4	1.000	0	7	7	7.0	2	0	1	1	0	0	8	8.0
at Iowa	11/16/10	*	23	1	8	.125	0	5	.000	0	0	.000	0	0	0	3.5	1	0	3	5	0	2	2	5.0
SE OKLAHOMA ST	11/20/10	*	24	2	8	.250	1	7	.143	0	0	.000	0	5	5	4.0	3	0	0	0	2	1	5	5.0
STEPHEN F. AUSTIN	11/23/10	*	36	5	10	.500	3	6	.500	4	4	1.000	1	4	5	4.3	2	0	1	3	0	1	17	8.0
v. Jacksonville State	11/26/10	*	37	4	8	.500	3	6	.500	0	0	.000	0	0	0	3.4	3	0	2	2	0	0	11	8.6
at Illinois State	11/27/10	*	40	4	11	.364	3	10	.300	0	0	.000	0	4	4	3.5	4	0	1	1	0	0	11	9.0
v. South Dakota	11/28/10	*	40	6	13	.462	4	10	.400	0	0	.000	1	3	4	3.6	3	0	0	0	1	1	16	10.0
at Kent State	12/2/10	*	38	7	12	.583	2	7	.286	0	0	.000	0	3	3	3.5	1	0	2	4	0	2	16	10.8
at Louisiana Tech	12/4/10	*	38	8	13	.615	2	5	.400	0	0	.000	1	8	9	4.1	3	0	0	2	0	0	18	11.6
CENTENARY	12/11/10	*	38	9	17	.529	2	5	.400	7	9	.778	1	6	7	4.4	1	0	0	3	0	7	27	13.1
at UTEP	12/15/10	*	32	5	13	.385	1	6	.167	0	0	.000	0	4	4	4.4	4	0	2	5	0	0	11	12.9
FLORIDA ATLANTIC	12/19/10	*	34	4	7	.571	3	5	.600	0	3	.000	1	5	6	4.5	4	0	2	2	1	2	11	12.8
NO. COLORADO	12/22/10	*	32	4	12	.333	2	7	.286	2	3	.667	1	3	4	4.5	4	0	3	4	0	3	12	12.7
at Stephen F. Austin	12/29/10	*	36	5	13	.385	1	5	.200	0	0	.000	1	4	5	4.5	2	0	0	1	0	3	11	12.6
FIU	1/2/11	*	40	4	15	.267	3	9	.333	3	4	.750	1	6	7	4.7	5	1	0	2	0	2	14	12.7
UNION COLLEGE	1/4/11	*	31	6	13	.462	2	5	.400	0	0	.000	2	5	7	4.8	2	0	2	0	0	1	14	12.8
DENVER	1/8/11	*	40	2	8	.250	1	4	.250	1	2	.500	1	4	5	4.8	4	0	4	2	0	1	6	12.4
at UALR	1/13/11	*	28	1	7	.143	0	4	.000	4	4	1.000	0	4	4	4.8	3	0	0	1	0	2	6	12.0
at South Alabama	1/15/11	*	36	3	5	.600	0	1	.000	0	0	.000	0	2	2	4.6	2	0	3	1	0	1	6	11.7
NORTH TEXAS	1/20/11																							
at UL-Lafayette	1/22/11																							
at Arkansas State	1/27/11																							
TROY	1/29/11																							
at Middle Tennessee	2/3/11																							
at Western Kentucky	2/5/11																							
ARKANSAS STATE	2/10/11																							
UALR	2/12/11																							
at Denver	2/17/11																							
at North Texas	2/19/11																							
UL-LAFAYETTE	2/26/11																							

	2010-11 SEASON BESTS				CAREER BESTS			
Points	27	vs. Centenary (12/11/10)			27	vs. Centenary (12/11/10)		
Field Goals	9	vs. Centenary (12/11/10)			9	vs. Centenary (12/11/10)		
Field Goal Attempts	17	vs. Centenary (12/11/10)			17	vs. Centenary (12/11/10)		
3-Point Field Goals	4	vs. South Dakota (11/28/10)			4	vs. South Dakota (11/28/10)		
3-Point Field Goal Attempts	10	twice			10	twice		
Free Throws	7	vs. Centenary (12/11/10)			7	vs. Centenary (12/11/10)		
Free Throw Attempts	9	vs. Centenary (12/11/10)			9	vs. Centenary (12/11/10)		
Rebounds	9	at Louisiana Tech (12/4/10)			9	at Louisiana Tech (12/4/10)		
Offensive Rebounds	1	six times			1	six times		
Defensive Rebounds	8	at Louisiana Tech (12/4/10)			8	at Louisiana Tech (12/4/10)		
Assists	4	vs. Denver (1/8/11)			4	vs. Denver (1/8/11)		
Turnovers	5	at Iowa (11/16/10)			5	at Iowa (11/16/10)		
Blocks	2	SE Oklahoma State (11/20/10)			2	SE Oklahoma State (11/20/10)		
Steals	7	vs. Centenary (12/11/10)			7	vs. Centenary (12/11/10)		
Minutes	40	three times			40	three times		

## CAREER STATISTICS

Year	G	S	Min	Avg	FG	FGA	FG%	3FG	3FGA	3FG%	FT	FTA	FT%	Off	Def	Reb	Avg	Foul	DQ	Ast	Avg	TO	Avg	Blk	Avg	Stl	Avg	Pts	Avg
2010-11	19	18	655	34.5	82	199	.412	33	110	.300	25	33	.758	11	77	88	4.6	53	1	26	1.4	39	2.1	4	0.2	29	1.5	222	11.7
Career	19	18	655	34.5	82	199	.412	33	110	.300	25	33	.758	11	77	88	4.6	53	1	26	1.4	39	2.1	4	0.2	29	1.5	222	11.7

## SUN BELT STATISTICS

Year	G	S	Min	Avg	FG	FGA	FG%	3FG	3FGA	3FG%	FT	FTA	FT%	Off	Def	Reb	Avg	Foul	DQ	Ast	Avg	TO	Avg	Blk	Avg	Stl	Avg	Pts	Avg
2010-11	5	5	178	35.6	14	42	.333	7	23	.304	8	13	.615	3	21	24	4.8	18	1	9	1.8	8	1.6	1	0.2	8	1.7	43	8.6
Career	5	5	178	35.6	14	42	.333	7	23	.304	8	13	.615	3	21	24	4.8	18	1	9	1.8	8	1.6	1	0.2	8	1.6	43	8.6





# 41 Fabio Ribeiro

Junior » Center » 6-10 » 245

Caetonopolis, Brazil » New Mexico JC

## RIBEIRO NOTABLES

• Scored a career-high 15 points to lead ULM at UTEP on Dec. 15. He was 6-of-9 from the floor and 3-of-4 from the free throw line.

• Played a career-high 34 minutes against Illinois State (Nov. 27), recording a career-best two blocks.

• Recorded his first career assist and steal against Stephen F. Austin (Nov. 23).

• Made his second career start in the season opener at Texas Tech (Nov. 12). Grabbed a career-best 10 rebounds.

• Played in just six games before taking a medical redshirt last season due to a reoccurring foot injury. The original injury occurred in the season opener at LSU.

• Scored six points and grabbed five rebounds in just 18 minutes of action at Alabama last season.

• Made his last appearance of the season at Northern Colorado (Dec. 16, 2009), before missing the last 21 games of the year.

• Played two seasons at New Mexico JC before coming to ULM. Started all 30 games as a sophomore at NMJC, averaging 6.8 points and 8.7 rebounds per contest.

## 2010-11 SEASON GAME-BY-GAME

Opponent	Date	GS	Min	FG	FGA	Pct	3FG	3FGA	Pct	FT	FTA	Pct	O	D	Tot	Avg	PF	FO	A	TO	Blk	Stl	Pts	Avg
at Texas Tech	11/12/10	*	31	2	4	.500	0	0	.000	1	2	.500	2	8	10	10.0	3	0	0	3	0	0	5	5.0
at Iowa	11/16/10	*	21	1	1	1.000	0	0	.000	0	0	.000	0	1	1	5.5	1	0	0	3	0	0	2	3.5
SE OKLAHOMA ST	11/20/10	*	16	0	1	.000	0	0	.000	2	4	.500	0	2	2	4.3	2	0	0	1	1	0	2	3.0
STEPHEN F. AUSTIN	11/23/10	*	11	0	1	.000	0	0	.000	0	0	.000	0	0	0	3.3	5	1	1	0	0	1	0	2.3
v. Jacksonville State	11/26/10	*	27	0	2	.000	0	0	.000	0	0	.000	3	2	5	3.6	4	0	0	1	0	0	0	1.8
at Illinois State	11/27/10	*	34	0	2	.000	0	0	.000	0	0	.000	4	5	9	4.5	3	0	0	3	2	0	0	1.5
v. South Dakota	11/28/10	*	13	1	2	.500	0	0	.000	0	0	.000	0	2	2	4.1	4	0	0	0	0	0	2	1.6
at Kent State	12/2/10	*	18	1	3	.333	0	0	.000	1	2	.500	1	3	4	4.1	3	0	0	0	0	0	3	1.8
at Louisiana Tech	12/4/10		25	2	5	.400	0	0	.000	0	1	.000	0	1	1	3.8	5	1	0	3	0	0	4	2.0
CENTENARY	12/11/10		3	0	1	.000	0	0	.000	0	0	.000	1	1	2	3.6	2	0	0	2	0	0	0	1.8
at UTEP	12/15/10		24	6	9	.667	0	0	.000	3	4	.750	0	1	1	3.4	2	0	2	1	0	0	15	3.0
FLORIDA ATLANTIC	12/19/10	*	26	2	5	.400	0	0	.000	0	0	.000	3	0	3	3.3	3	0	2	1	0	0	4	3.1
NO. COLORADO	12/22/10		13	0	0	.000	0	0	.000	0	0	.000	0	0	0	3.1	0	0	0	1	1	0	0	2.8
at Stephen F. Austin	12/29/10	*	15	0	0	.000	0	0	.000	0	0	.000	0	1	1	2.9	2	0	0	2	1	1	0	2.6
FIU	1/2/11		Did not play																					
UNION COLLEGE	1/4/11		6	0	2	.000	0	0	.000	0	0	.000	0	0	0	2.7	0	0	0	1	0	0	0	2.5
DENVER	1/8/11		Did not play																					
at UALR	1/13/11		8	2	3	.667	0	0	.000	0	1	.000	0	1	1	2.6	0	0	0	1	0	0	4	2.6
at South Alabama	1/15/11		10	0	0	.000	0	0	.000	0	0	.000	1	1	2	2.6	2	0	0	0	0	0	0	2.4
NORTH TEXAS	1/20/11																							
at UL-Lafayette	1/22/11																							
at Arkansas State	1/27/11																							
TROY	1/29/11																							
at Middle Tennessee	2/3/11																							
at Western Kentucky	2/5/11																							
ARKANSAS STATE	2/10/11																							
UALR	2/12/11																							
at Denver	2/17/11																							
at North Texas	2/19/11																							
UL-LAFAYETTE	2/26/11																							

## 2010-11 SEASON BESTS

Points	15	at UTEP (12/15/10)	CAREER BESTS	15	at UTEP (12/15/10)
Field Goals	6	at UTEP (12/15/10)		6	at UTEP (12/15/10)
Field Goal Attempts	9	at UTEP (12/15/10)		9	at UTEP (12/15/10)
3-Point Field Goals	n/a			n/a	
3-Point Field Goal Attempts	n/a			n/a	
Free Throws	3	at UTEP (12/15/10)		3	at UTEP (12/15/10)
Free Throw Attempts	4	twice, last: at UTEP (12/15/10)		4	twice, last: at UTEP (12/15/10)
Rebounds	10	at Texas Tech (11/12/10)		10	at Texas Tech (11/12/10)
Offensive Rebounds	4	at Illinois State (11/27/10)		4	two times
Defensive Rebounds	8	at Texas Tech (11/12/10)		8	at Texas Tech (11/12/10)
Assists	2	at UTEP (12/15/10)		2	at UTEP (12/15/10)
Turnovers	3	four times		3	four times
Blocks	2	at Illinois State (11/27/10)		2	at Illinois State (11/27/10)
Steals	1	twice		1	twice
Minutes	34	at Illinois State (11/27/10)		34	at Illinois State (11/27/10)

## CAREER STATISTICS

Year	G	S	Min	Avg	FG	FGA	FG%	3FG	3FGA	3FG%	FT	FTA	FT%	Off	Def	Reb	Avg	Foul	DQ	Ast	Avg	TO	Avg	Blk	Avg	Stl	Avg	Pts	Avg
2009-10	6	1	50	8.3	3	7	.429	0	0	.000	0	0	.000	4	5	9	1.5	9	0	0	0.0	2	0.3	1	0.2	0	0.0	6	1.0
2010-11	17	9	301	17.7	17	41	.415	0	0	.000	7	14	.500	15	29	44	2.6	41	2	5	0.3	23	1.4	5	0.3	2	0.1	41	2.4
Career	23	10	351	15.3	20	48	.417	0	0	.000	7	14	.500	19	34	53	2.3	50	2	5	0.2	25	1.1	6	0.3	2	0.1	43	1.9

## SUN BELT STATISTICS

Year	G	S	Min	Avg	FG	FGA	FG%	3FG	3FGA	3FG%	FT	FTA	FT%	Off	Def	Reb	Avg	Foul	DQ	Ast	Avg	TO	Avg	Blk	Avg	Stl	Avg	Pts	Avg
2009-10	1	0	14	14.0	0	2	.000	0	0	.000	0	0	.000	0	2	2	2.0	2	0	0	0.0	1	1.0	0	0.0	0	0.0	0	0.0
2010-11	3	1	44	14.7	4	8	.500	0	0	.000	0	1	.000	4	2	6	2.0	5	0	2	0.7	2	0.7	0	0.0	0	0.0	8	2.7
Career	4	1	58	14.5	4	10	.400	0	0	.000	0	1	.000	4	4	8	2.0	7	0	2	0.5	3	0.8	0	0.0	0	0.0	8	2.0



# 55 Fred Brown

Junior » Guard » 6-2 » 190

West Palm Beach, Fla. » Kansas State

## BROWN NOTABLES

• Made his ULM debut against Texas Tech (Nov. 12), scoring 25 points including a career-high seven 3-pointers.

• Returns to action this season after sitting out last year following his transfer from Kansas State.

• Picked by *The Sporting News* as its Sun Belt Newcomer of the Year in its preseason magazine. Also selected to the All-Sun Belt Second Team and as the Sun Belt Newcomer of the Year by *Rivals.com*.

• Played two seasons at Kansas State. Appeared in all 34 contests as a sophomore in 2008-09, making two starts. Averaged 8.1 points, 1.6 rebounds and 1.3 assists per game.

• Averaged 3.9 points and 1.3 rebounds per game in 27 appearances as a freshman at Kansas State, helping the Wildcats reach the second round of the 2008 NCAA Tournament.

• Prepped at William T. Dwyer High School in West Palm Beach, Fla., before going to Kansas State.

## 2010-11 SEASON GAME-BY-GAME

Opponent	Date	GS	Min	FG	FGA	Pct	3FG	3FGA	Pct	FT	FTA	Pct	O	D	Tot	Avg	PF	FO	A	TO	Blk	Stl	Pts	Avg
at Texas Tech	11/12/10	*	32	9	16	.563	7	10	.700	0	1	.000	1	2	3	3.0	3	0	2	5	0	1	25	25.0
at Iowa	11/16/10		Did not dress																					
SE OKLAHOMA ST	11/20/10	*	35	7	19	.368	4	9	.444	3	4	.750	1	1	2	2.5	1	0	1	3	0	3	21	23.0
STEPHEN F. AUSTIN	11/23/10	*	40	5	13	.385	2	7	.286	2	2	1.000	2	2	4	3.0	0	0	5	3	0	2	14	20.0
v. Jacksonville State	11/26/10	*	38	3	12	.250	2	3	.667	1	2	.500	0	3	3	3.0	1	0	5	7	0	3	9	17.3
at Illinois State	11/27/10	*	33	5	15	.333	3	6	.500	0	0	.000	0	2	2	2.8	2	0	4	5	0	2	13	16.4
v. South Dakota	11/28/10	*	34	6	16	.375	1	4	.250	2	4	.500	0	2	2	2.7	2	0	4	5	0	1	15	16.2
at Kent State	12/2/10		Did not dress																					
at Louisiana Tech	12/4/10	*	40	8	28	.286	2	13	.154	0	0	.000	0	2	2	2.6	1	0	7	3	1	3	18	16.4
CENTENARY	12/11/10	*	33	2	8	.250	0	4	.000	2	2	1.000	0	5	5	2.9	3	0	0	2	0	0	6	15.1
at UTEP	12/15/10	*	28	4	7	.571	0	2	.000	0	0	.000	0	2	2	2.8	2	0	1	1	0	1	8	14.3
FLORIDA ATLANTIC	12/19/10	*	40	7	18	.389	4	9	.444	0	0	.000	0	0	0	2.5	1	0	2	1	0	2	18	14.7
NO. COLORADO	12/22/10	*	17	4	6	.667	2	4	.500	0	2	.000	0	1	1	2.4	5	1	2	0	0	3	10	14.3
at Stephen F. Austin	12/29/10	*	25	1	6	.167	0	1	.000	0	0	.000	0	2	2	2.3	3	0	0	3	0	0	2	13.3
FIU	1/2/11	*	38	6	15	.400	1	6	.167	1	2	.500	0	3	3	2.4	2	0	3	4	0	1	14	13.3
UNION COLLEGE	1/4/11	*	27	5	8	.625	1	3	.333	2	3	.667	0	1	1	2.3	1	0	5	5	0	1	13	13.3
DENVER	1/8/11		35	4	9	.444	2	3	.667	6	6	1.000	1	1	2	2.3	5	1	2	3	0	1	16	13.5
at UALR	1/13/11	*	8	2	3	.667	1	2	.500	0	0	.000	0	0	0	2.1	0	0	1	2	0	0	5	12.9
at South Alabama	1/15/11	*	32	9	18	.500	4	8	.500	3	3	1.000	2	2	4	2.2	3	0	2	3	0	2	25	13.6
NORTH TEXAS	1/20/11																							
at UL-Lafayette	1/22/11																							
at Arkansas State	1/27/11																							
TROY	1/29/11																							
at Middle Tennessee	2/3/11																							
at Western Kentucky	2/5/11																							
ARKANSAS STATE	2/10/11																							
UALR	2/12/11																							
at Denver	2/17/11																							
at North Texas	2/19/11																							
UL-LAFAYETTE	2/26/11																							

## 2010-11 SEASON BESTS

<b>Points</b>	25	twice	<b>CAREER BESTS</b>	26	Chicago State (1/5/09)
<b>Field Goals</b>	9	twice		9	three times
<b>Field Goal Attempts</b>	28	at Louisiana Tech (12/4/10)		28	at Louisiana Tech (12/4/10)
<b>3-Point Field Goals</b>	7	at Texas Tech (11/12/10)		7	at Texas Tech (11/12/10)
<b>3-Point Field Goal Attempts</b>	13	at Louisiana Tech (12/4/10)		13	at Louisiana Tech (12/4/10)
<b>Free Throws</b>	6	vs. Denver (1/8/11)		6	twice
<b>Free Throw Attempts</b>	6	vs. Denver (1/8/11)		8	Chicago State (1/5/09)
<b>Rebounds</b>	5	vs. Centenary (12/11/10)		7	Chicago State (1/5/09)
<b>Offensive Rebounds</b>	2	twice		3	three times
<b>Defensive Rebounds</b>	5	vs. Centenary (12/11/10)		5	three times
<b>Assists</b>	7	at Louisiana Tech (12/4/10)		7	at Louisiana Tech (12/4/10)
<b>Turnovers</b>	7	vs. Jacksonville State (11/26/10)		7	vs. Jacksonville State (11/26/10)
<b>Blocks</b>	1	at Louisiana Tech (12/4/10)		1	six times
<b>Steals</b>	3	three times		4	Wagner (12/29/07)
<b>Minutes</b>	40	two times		40	two times

## CAREER STATISTICS

Year	G	S	Min	Avg	FG	FGA	FG%	3FG	3FGA	3FG%	FT	FTA	FT%	Off	Def	Reb	Avg	Foul	DQ	Ast	Avg	TO	Avg	Blk	Avg	Stl	Avg	Pts	Avg
2007-08*	27	0	248	9.2	39	98	.398	20	53	.377	8	16	.500	12	22	34	1.3	20	0	18	0.7	13	0.5	3	0.1	12	0.4	106	3.9
2008-09*	34	2	695	20.4	99	235	.421	54	130	.415	22	37	.595	17	38	55	1.6	53	1	45	1.3	44	1.3	2	0.1	23	0.7	274	8.1
2009-10	Redshirted following transfer from Kansas State																												
2010-11	17	16	535	31.5	87	217	.401	36	94	.383	22	31	.710	7	31	38	2.2	35	2	46	2.7	55	3.2	1	0.1	26	1.5	232	13.6
<b>Career</b>	<b>78</b>	<b>18</b>	<b>1478</b>	<b>18.9</b>	<b>225</b>	<b>550</b>	<b>.409</b>	<b>110</b>	<b>277</b>	<b>.397</b>	<b>52</b>	<b>84</b>	<b>.619</b>	<b>36</b>	<b>91</b>	<b>127</b>	<b>1.6</b>	<b>108</b>	<b>3</b>	<b>109</b>	<b>1.4</b>	<b>112</b>	<b>1.4</b>	<b>6</b>	<b>0.1</b>	<b>61</b>	<b>0.8</b>	<b>612</b>	<b>7.8</b>

\* denotes season played at Kansas State

## SUN BELT STATISTICS

Year	G	S	Min	Avg	FG	FGA	FG%	3FG	3FGA	3FG%	FT	FTA	FT%	Off	Def	Reb	Avg	Foul	DQ	Ast	Avg	TO	Avg	Blk	Avg	Stl	Avg	Pts	Avg
2010-11	5	4	153	30.6	28	63	.444	12	28	.429	10	11	.909	3	6	9	1.8	11	1	10	2.0	13	2.6	0	0.0	6	1.0	78	15.6
<b>Career</b>	<b>5</b>	<b>4</b>	<b>153</b>	<b>30.6</b>	<b>28</b>	<b>63</b>	<b>.444</b>	<b>12</b>	<b>28</b>	<b>.429</b>	<b>10</b>	<b>11</b>	<b>.909</b>	<b>3</b>	<b>6</b>	<b>9</b>	<b>1.8</b>	<b>11</b>	<b>1</b>	<b>10</b>	<b>2.0</b>	<b>13</b>	<b>2.6</b>	<b>0</b>	<b>0.0</b>	<b>6</b>	<b>1.2</b>	<b>78</b>	<b>15.6</b>

# 2010-11: Box Scores



**GAME1**  
ULM: 67



**Texas Tech: 86**  
**November 12, 2010 • United Spirit Arena**  
**Lubbock, Texas**

LUBBOCK, Texas – Junior guard Fred Brown scored 25 points, including seven three-pointers, but the ULM men's basketball team fell, 86-67, on Friday night (Nov. 12) at Texas Tech. The Warhawks held a three-point lead with just under 13 minutes to play in the contest before the Red Raiders finished the game on a 33-11 run.

Senior forward Lawrence Gilbert added 18 points while junior center Fabio Ribeiro had a game-high 10 rebounds.

ULM (0-1) jumped out to an early 5-0 lead, holding Texas Tech scoreless for the first two-and-a-half minutes of the contest. Gilbert opened the game with a layup before a triple from Brown gave the Warhawks the early advantage.

The Red Raiders answered with 10-straight points to take a 10-5 advantage until a Gilbert trifecta with 15:45 to play in the first half trimmed the Texas Tech lead to a pair.

A pair of threes by Brown pushed the Warhawks back in front, 16-12, just over seven minutes into the half.

The lead swung back-and-forth over the next three minutes until back-to-back baskets by Ribeiro and junior guard Hugh Mingo gave ULM a 35-31 advantage. Texas Tech (1-0) responded with a 7-2 run to end the half to take a 38-37 lead into the intermission.

Both teams shot the ball well in the opening 20 minutes; Texas Tech was 55.6 percent from the field (15-of-27) while ULM shot 48.1 percent (13-of-27). The Warhawks made five three-pointers in an opening stanza that saw six ties and 15 lead changes.

Brown led all scorers at the break with 12 points on four triples. Gilbert added 10 for the Warhawks while Mike Singletary led Texas Tech with 10 points.

ULM scored the first five points to begin the second half, taking a four-point lead and forcing an early Texas Tech timeout. Following the timeout, the Warhawks got a defensive stop and Brown buried another triple, forcing another Red Raider timeout.

But Texas Tech responded out of the second timeout, using an 11-4 run to tie the contest, 53-53, with 13:23 to play in the second half.

After another triple from Brown, the Red Raiders went on a 12-0 run to take a 65-56 lead just past the midway point of the second half.

ULM was unable to cut the gap under seven in the final 10 minutes of the game.

No.	ULM	FG	3FG	FT	O-D	TOT	F	TP	A	TO	B	S	MIN
13	Sykes, T.	2-9	0-0	3-4	4-1	5	5	7	0	0	0	1	23
22	Gilbert, L.	6-15	1-4	5-5	1-4	5	3	18	3	1	0	0	31
41	Ribeiro, F.	2-4	0-0	1-2	2-8	10	3	5	0	3	0	0	31
24	Mingo, H.	2-6	0-3	4-4	0-7	7	2	8	1	1	0	0	32
55	Brown, F.	9-16	7-10	0-1	1-2	3	3	25	2	5	0	1	32
5	Bibi Ndongo, C.	1-3	0-0	0-0	0-0	0	2	2	0	2	1	0	11
10	Hansberry, M.	1-2	0-0	0-0	0-0	0	1	2	3	3	0	0	23
15	McCray, R.J.	0-0	0-0	0-0	1-0	1	1	0	0	0	0	0	2
23	McClellan, S.	0-1	0-0	0-0	0-1	1	1	0	0	1	0	0	15
<b>TEAM</b>		1-3 4											
<b>TOTALS</b>		23-56 8-17 13-16 10-26 36 21 67 9 16 1 2 200											
<b>TOTAL FG%:</b>		1st: 13-27 .418 2nd: 10-29 .345 Game: 23-56 .411											
<b>3-PT FG%:</b>		1st: 5-11 .455 2nd: 3-6 .500 Game: 8-17 .471											
<b>FT%:</b>		1st: 6-7 .857 2nd: 7-9 .778 Game: 13-16 .813											

No.	Texas Tech	FG	3FG	FT	O-D	TOT	F	TP	A	TO	B	S	MIN
5	Roberts, D.	2-5	0-0	1-1	2-2	4	2	5	1	1	0	1	20
32	Singletary, M.	4-6	0-1	2-5	0-2	2	4	10	2	1	0	0	27
15	Lewandowski, R.	4-5	0-0	0-1	1-1	2	3	8	0	2	2	1	19
1	Reese, B.	6-14	2-4	1-2	3-5	8	2	15	1	1	1	2	27
21	Roberson, J.	3-10	2-5	0-0	0-1	1	1	8	3	0	0	3	32
2	Davis, M.	2-2	0-0	0-1	1-1	2	3	4	3	0	0	1	10
3	Willis, T.	2-6	0-3	0-1	0-1	0	1	4	1	1	0	1	16
10	Dunn, W.	0-0	0-0	0-0	0-0	0	0	0	0	0	0	0	1
13	Outler, J.	3-3	1-1	2-2	0-0	0	2	9	0	1	0	0	9
25	Tairu, D.	3-4	0-1	7-10	2-1	3	1	13	2	0	0	0	21
30	Crockett, J.	4-6	0-0	0-0	2-6	8	1	8	5	2	2	2	17
33	Jones, Z.	1-1	0-0	0-0	0-0	0	0	2	0	0	0	0	1
<b>TEAM</b>		0-2 2 1											
<b>TOTALS</b>		34-62 5-15 13-23 11-22 33 20 86 18 9 5 11 200											
<b>TOTAL FG%:</b>		1st: 15-27 .556 2nd: 19-35 .543 Game: 34-62 .548											
<b>3-PT FG%:</b>		1st: 2-7 .286 2nd: 3-8 .375 Game: 5-15 .333											
<b>FT%:</b>		1st: 6-13 .462 2nd: 7-10 .700 Game: 13-23 .565											

**Technical Fouls:** Texas Tech - TEAM

**Officials:** Kipp Kissinger, Brent Meaux, Jeff Malham

**Attendance:** 9,603

**Score by Half**

ULM	37-30	67
Texas Tech	38-48	86



**GAME2**  
ULM: 40



**Iowa: 68**  
**November 16, 2010 • Carver-Hawkeye Arena**  
**Iowa City, Iowa**

IOWA CITY, Iowa – The ULM men's basketball team fell on Tuesday night (Nov. 16), 68-40, on the road at Iowa. The Warhawks shot just 31.5 percent (17-of-54) from the field; senior forward Tommie Sykes led all scorers with 14 points and also grabbed seven rebounds.

Senior forward Lawrence Gilbert grabbed a team-high eight rebounds while freshman guard Marcelis Hansberry had seven points and a game-high four steals.

Iowa jumped out to a quick 11-2 advantage early in the contest; back-to-back triples by the Hawkeyes forced a ULM timeout just before the five minute mark of the first half.

A 6-0 run by the Warhawks brought ULM back within four, 15-11, with just under eight minutes to play in the opening stanza. Sykes started the burst with a pair of free throws before freshman guard R.J. McCray hit a baseline jumper and Sykes followed with a layup.

Iowa pushed its advantage back to 10, 23-13, with an 8-2 run with four minutes to play in the half. ULM had held the Hawkeyes scoreless for over five minutes before the run.

Iowa took a 29-18 lead into the break, the Hawkeyes shot 42.3 percent (11-of-26) from the field in the opening 20 minutes while holding the Warhawks to just 28.0 percent (7-of-25) shooting.

Sykes led all scorers with 10 points at the intermission. Jordan Stoermer came off the bench to score seven to lead Iowa.

The Hawkeyes pushed their advantage to 45-24 with a 14-2 run early in the second half. Hansberry stopped the burst with a coast-to-coast layup just before the midway point of the half but the Warhawks were unable to cut into Iowa's lead.

McCray scored five points in the second half and freshman forward Steven McClellan finished the contest with seven rebounds and a pair of blocked shots.

Iowa was led by Zach McCabe with 12 points; Melsahn Basabe scored seven points and had a game-high 11 rebounds for the Hawkeyes, who shot 50 percent (17-of-34) from the field in the second half. Iowa guard Cully Payne finished the night with seven points and seven assists.

No.	ULM	FG	3FG	FT	O-D	TOT	F	TP	A	TO	B	S	MIN
13	Sykes, T.	6-11	0-0	2-2	6-1	7	3	14	0	4	0	0	28
22	Gilbert, L.	2-12	2-8	0-0	0-8	8	4	6	0	6	0	2	37
41	Ribeiro, F.	1-1	0-0	0-0	0-1	1	1	2	0	3	0	0	21
10	Hansberry, M.	3-11	1-3	0-0	1-0	1	3	7	2	2	0	4	36
24	Mingo, H.	1-8	0-5	0-0	0-0	0	1	2	3	5	0	2	23
2	Eke, Ife	0-1	0-0	0-0	0-2	2	0	0	0	1	0	0	4
5	Bibi Ndongo, C.	0-1	0-0	0-0	0-0	0	1	0	1	1	0	0	8
15	McCray, R.J.	3-5	0-0	1-2	0-3	3	0	7	3	2	0	0	23
21	Goodin, J.	0-0	0-0	0-0	0-0	0	0	0	0	0	0	0	1
23	McClellan, S.	1-4	0-0	0-1	1-6	7	1	2	1	1	2	2	19
<b>TEAM</b>		1-2 3 1											
<b>TOTALS</b>		17-54 3-6 3-5 9-23 32 14 40 10 26 2 10 200											
<b>TOTAL FG%:</b>		1st: 7-25 .280 2nd: 10-29 .345 Game: 17-54 .315											
<b>3-PT FG%:</b>		1st: 2-7 .286 2nd: 1-9 .111 Game: 3-16 .188											
<b>FT%:</b>		1st: 2-2 1.00 2nd: 1-3 .333 Game: 3-5 .600											

No.	Iowa	FG	3FG	FT	O-D	TOT	F	TP	A	TO	B	S	MIN
1	Basabe, M.	3-7	0-0	1-3	3-8	11	4	7	0	4	3	0	31
15	McCabe, Z.	4-10	2-5	2-3	3-1	4	3	12	2	3	0	1	21
50	Cole, J.	2-4	0-0	0-0	0-3	2	4	1	2	0	0	0	21
3	Payne, C.	3-8	-14	0-0	0-2	2	0	7	7	1	0	1	23
25	May, E.	4-7	1-1	0-0	2-4	6	1	9	1	4	0	3	27
2	Stoermer, J.	2-5	2-5	1-2	1-2	3	0	7	0	1	0	1	19
4	Marble, R.	4-6	1-2	0-1	0-3	3	1	9	0	2	0	1	17
11	Cox, C.	0-1	0-0	0-0	0-0	0	0	0	0	0	0	0	1
13	Sayre, T.J.	0-0	0-0	0-0	0-0	0	0	0	0	0	0	0	1
20	Brommer, A.	2-3	0-0	0-0	2-3	5	2	4	1	2	0	1	13
24	Cartwright, B.	3-6	1-3	0-1	0-0	0	0	7	4	3	1	1	16
32	Stubbs, B.	0-1	0-1	0-0	0-1	1	0	0	0	0	0	1	3
35	Archie, D.	1-2	0-0	0-0	1-1	2	0	2	1	0	0	0	7
<b>TEAM</b>		1-1 2											
<b>TOTALS</b>		28-60 8-21 4-10 13-29 42 13 68 17 22 4 10 100											
<b>TOTAL FG%:</b>		1st: 11-26 .423 2nd: 17-34 .500 Game: 28-60 .467											
<b>3-PT FG%:</b>		1st: 6-13 .462 2nd: 2-8 .250 Game: 8-21 .381											
<b>FT%:</b>		1st: 1-4 .250 2nd: 3-6 .500 Game: 4-10 .400											

**Technical Fouls:** none

**Officials:** Ed Hightower, Steve Skiles, John Hughes

**Attendance:** 9,023

**Score by Half**

ULM	18-22	40
Iowa	29-39	68



**GAME3**  
ULM: 70



**Southeastern Oklahoma State: 59**  
**November 20, 2010 • Fant-Ewing Coliseum**  
**Monroe, La.**

MONROE, La. – Junior guard Fred Brown led three Warhawks in double-figures with a game-high 21 points as the ULM men's basketball team defeated Southeastern Oklahoma State, 70-59, on Saturday night (Nov. 20) in its home opener at Fant-Ewing Coliseum. Senior guard Lawrence Gilbert added 14 and a team-high-tying eight rebounds while senior forward Tommie Sykes chipped in 13 points.

ULM fell behind by as much as seven in early in the second half before storming back to claim its first victory of the season. The Warhawks shot 44 percent (11-of-25) from the field in the second half.

ULM jumped out to a quick 10-2 advantage, Sykes made the first bucket of the contest, followed by a Brown triple. After Southeastern Oklahoma got on the board with a layup, freshman guard Marcelis Hansberry scored the next five-straight to give the Warhawks an early eight-point lead. Hansberry finished with nine points and a game-high five assists.

A bucket by the Savage Storm pulled the Warhawks lead back to six before ULM used a 9-0 run to race to a 19-4 advantage with 12:37 to play in the half, forcing a Southeastern Oklahoma timeout.

Southeastern Oklahoma used a 14-2 run to end the half to pull back within five, 28-23. ULM scored just two points in the final seven minutes of the opening stanza.


Southeastern Oklahoma continued its strong play coming out of the locker room, scoring 11 of the first 12 points in the second half to take a 34-29 advantage with 17:35 remaining.

The Southeastern Oklahoma lead reached seven, 38-31, before Brown stopped the run with a triple to pull ULM back within four.


Trailing by five, ULM pulled back in front with a 7-0 burst. Sykes started the run with a pair of free throws before back-to-back triples from Mingo and Gilbert put ULM in front, 48-45, with 10:45 to play.

S

# 2010-11: Box Scores



**GAME 4**  
**ULM: 64**  
**Stephen F. Austin: 65**  
**November 23, 2010 • Fant-Ewing Coliseum**  
**Monroe, La.**



MONROE, La. – The ULM men's basketball fell, 65-64, on a three-point shot with less than four seconds to play on Tuesday night (Nov. 23) at Fant-Ewing Coliseum. The triple spoiled a night in which four Warhawks scored in double-figures, led by a career-high 17 points from junior guard Hugh Mingo.

ULM held a four-point lead with less than 20 seconds to play before Stephen F. Austin scored the game's final five points to earn the one-point win.

McClellan made his first career start for ULM and scored the first four points of the game for the Warhawks, he later added an old-fashioned three-point play to give ULM an 11-10 lead just more than seven minutes into the contest.

A triple from Brown, followed by a steal and layup gave the Warhawks a three-point advantage, 16-13, but the lead quickly evaporated with a triple by the Lumberjacks on the next possession.

Trailing by three, ULM used a 7-0 spurt to take a four-point lead. Sykes started the burst with a layup before Mingo added a pair of free throws and senior forward Lawrence Gilbert capped it with a trifecta. Gilbert finished with seven points and a game-high nine rebounds.

ULM took a five point lead, 36-31 into the intermission; Mingo scored the final seven points of the half for the Warhawks.

Stephen F. Austin used a 7-0 run to take its first lead of the second half, 43-40, five minutes into the second stanza.

The Lumberjacks lead grew to six, 50-44, on a triple by Denzel Barnes with just over 12 minutes to play in the second half.

With Stephen F. Austin leading by five, both offenses had a drought of over two minutes until Mingo hit a leaper of the glass to bring ULM within three. The basket started a 7-1 run for ULM that gave it a 53-52 advantage with 7:29 to play.

After the Lumberjacks came back to take a one-point lead, a put back by Sykes and a triple from the wing by Mingo gave ULM a 58-54 lead, forcing a Stephen F. Austin timeout.

Stephen F. Austin scored the next four to pull back even, 58-58, before a basket and a pair of free throws from McClellan pushed the ULM edge back to four, 62-58, with less than two minutes remaining.

The Lumberjacks had a chance to take a lead when a triple try was no good and Mingo grabbed the rebound for ULM with less than 30 seconds left. Brown was fouled calmly drained a pair from the charity stripe to give the Warhawks a 64-60 advantage.

After the free throws, Stephen F. Austin raced up the floor for a layup to cut the ULM lead to a pair. The Warhawks then missed the front-end of a one-and-one opportunity setting up the final play for the Lumberjacks.

Zac Downing got a look at a three from the corner and connected to give Stephen F. Austin the 65-64 win.

No.	ULM	FG	3FG	FT	O-D	TOT	F	TP	A	TO	B	S	MIN
13	Sykes, T.	6-10	0-0	1-3	3-1	4	4	13	1	3	1	3	37
23	McClellan, S.	5-9	0-0	3-3	3-4	7	3	13	0	2	0	0	22
22	Gilbert, L.	2-8	1-3	2-3	3-6	9	2	7	2	1	0	0	37
24	Mingo, H.	5-10	3-6	4-4	1-4	5	2	17	1	3	0	1	36
55	Brown, F.	5-13	2-7	2-2	2-2	4	0	14	5	3	0	2	40
5	Bibi Ndongo, C.	0-0	0-0	0-0	1-1	2	1	0	0	1	1	0	9
10	Hansberry, M.	0-0	0-0	0-0	0-0	0	1	0	1	3	0	0	8
41	Ribeiro, F.	0-1	0-0	0-0	0-0	0	5	0	1	0	0	1	11
<b>TEAM</b>					2-1	3							
<b>TOTALS</b>					23-51	6-16	12-15	15-19	34	18	64	11	200
<b>TOTAL FG%:</b>					1st: 12-24	.500	2nd: 11-27	.407	Game: 23-51	.451			
<b>3-PT FG%:</b>					1st: 4-10	.400	2nd: 2-6	.333	Game: 6-16	.375			
<b>FT%:</b>					1st: 8-10	.800	2nd: 4-5	.800	Game: 12-15	.800			

No.	SFA	FG	3FG	FT	O-D	TOT	F	TP	A	TO	B	S	MIN
23	Glynn, J.	6-7	0-0	6-6	0-3	3	4	18	4	3	0	2	38
24	Gomillion, M.	1-4	0-0	0-0	0-2	2	0	2	0	0	0	0	22
55	Scott, J.	4-7	0-0	7-9	3-1	4	3	15	0	2	0	0	27
12	Williams, E.	1-9	0-2	0-0	0-2	3	2	6	1	0	1	1	37
14	Barnes, D.	4-8	2-5	1-2	0-4	4	1	11	3	5	1	1	32
1	Gardner, D.	1-1	1-1	1-2	0-0	0	0	4	1	0	0	0	6
5	Bostic, A.	0-1	0-1	0-0	0-1	1	0	0	1	1	0	0	12
11	Cutler, B.	2-3	0-0	0-0	0-0	0	1	4	1	0	0	0	9
21	Prewster, D.	1-2	1-2	0-0	0-0	0	2	3	0	0	0	0	7
22	Downing, Z.	2-2	2-2	0-0	0-1	1	2	6	0	0	1	0	10
<b>TEAM</b>					2-0	2							
<b>TOTALS</b>					22-44	6-13	15-19	5-14	19	16	65	16	200
<b>TOTAL FG%:</b>					1st: 12-22	.545	2nd: 10-22	.455	Game: 22-44	.500			
<b>3-PT FG%:</b>					1st: 3-6	.500	2nd: 3-7	.429	Game: 6-13	.462			
<b>FT%:</b>					1st: 4-4	1.00	2nd: 11-15	.733	Game: 15-19	.789			

Technical Fouls: none


Officials: Bruce Bell, Earnie Peal, Phenizee Ransom

Attendance: 905


Score by Half

Stephen F. Austin.....31-34 65

ULM.....36-28 64



**GAME 5**  
**ULM: 57**  
**Jacksonville State: 50**  
**November 26, 2010 • Redbird Arena**  
**Normal, Ill.**



NORMAL, Ill. – Senior forward Tommie Sykes scored a season-high 16 points and had a game-high eight rebounds as the ULM men's basketball team earned a 57-50 win on Friday night (Nov. 26) over Jacksonville State at the Global Sports Roundball Classic.

Senior forward Lawrence Gilbert added 13 points and junior guard Hugh Mingo scored 11 as the Warhawks held off the Gamecocks.

ULM led nearly the entire way, taking the lead four minutes into the first half, surrendering it for just a minute midway through the second stanza.

Trailing by one in the early going, ULM used a 10-0 run to take a 12-3 advantage with 13:17 to play in the first half. Mingo started the burst with a basket before Sykes made a pair of free throws and Mingo buried back-to-back triples, forcing a Jacksonville State timeout.

The ULM lead reached 10 on a pair of free throws by junior forward Christian Bibi Ndongo, but Jacksonville State trimmed the advantage back to six, 16-10, with just under eight minutes left in the half. The Warhawks went nearly six minutes without a field goal, but were able to hold the lead by getting to the free-throw line. ULM was 11-of-11 from the charity stripe in the first half, led by 7-of-7 by Sykes.

After the Warhawks lead reached 12, 24-12, on a triple by freshman guard Marcelis Hansberry, Jacksonville State answered with a pair of threes to cut the lead in half, 24-18, with 1:43 to play in the first half.

Jacksonville State finished the first half on a 10-2 run to cut the ULM lead to just four, 26-22, at the intermission.

Jacksonville State pulled within a point, 32-31, just past the five-minute mark of the second half before Sykes converted an old-fashioned three-point play to push the ULM lead back to four.

The Gamecocks took their first lead of the second half, 40-39, with 9:15 to play in the contest, but the lead was short lived as Mingo answered with a trifecta as the Warhawks regained the lead.

The Mingo three ignited a 7-0 run by ULM as Gilbert made a pair of baskets to give the Warhawks a 46-40 advantage.

Jacksonville State was within four at the final media timeout of the contest when junior guard Fred Brown connected on a triple from the corner out of that timeout to give ULM a 51-44 lead.

With less than a minute to play and the Gamecocks within three, Gilbert drove to the basket, made the layup and got fouled. Gilbert converted the free throw to give the Warhawks a 54-48 advantage with 45 seconds left.

Murphy led Jacksonville State with 13 points and six rebounds. Jeremy Bynum scored 11 for the Gamecocks and Stephen Hall chipped in 10 points.

No.	ULM	FG	3FG	FT	O-D	TOT	F	TP	A	TO	B	S	MIN
13	Sykes, T.	4-11	0-0	8-8	4-4	8	4	16	2	4	1	0	33
22	Gilbert, L.	4-9	0-2	5-5	1-6	7	3	13	1	2	0	2	35
41	Ribeiro, F.	0-2	0-0	0-0	3-2	5	4	0	0	1	0	0	27
24	Mingo, H.	4-8	3-6	0-0	0-0	0	3	11	2	2	0	0	37
55	Brown, F.	3-12	2-3	1-2	0-3	3	1	9	5	7	0	3	38
5	Bibi Ndongo, C.	0-1	0-0	2-2	1-4	5	2	2	0	2	0	0	5
10	Hansberry, M.	2-4	1-1	1-2	0-2	2	3	6	1	0	0	0	25
<b>TEAM</b>					3-1	4				1			
<b>TOTALS</b>					17-47	6-12	17-19	12-22	34	20	57	11	200
<b>TOTAL FG%:</b>					1st: 6-27	.222	2nd: 11-20	.550	Game: 17-47	.362			
<b>3-PT FG%:</b>					1st: 3-9	.333	2nd: 3-3	1.00	Game: 6-12	1.00			
<b>FT%:</b>					1st: 11-11	1.00	2nd: 6-8	.750	Game: 17-19	.895			

No.	Jacksonville St	FG	3FG	FT	O-D	TOT	F	TP	A	TO	B	S	MIN
2	Hall, S.	4-9	0-1	2-2	3-3	6	5	10	0	1	4	1	25
32	Thurston, S.	0-0	0-0	3-6	2-2	4	2	3	0	1	1	1	30
4	Shellman, D.	1-4	0-0	2-2	0-1	1	1	4	6	6	0	0	33
13	Murphy, N.	5-8	1-1	2-3	1-5	6	2	13	1	5	0	3	38
14	Bynum, J.	4-10	1-2	2-3	0-4	4	1	11	0	1	0	0	28
00	Bynum, D.	0-1	0-1	0-0	0-0	0	0	0	0	0	0	1	7
1	Miller, B.J.	2-6	2-5	1-2	0-0	0	3	7	0	1	1	0	12
5	Jenkins, B.	0-3	0-1	0-0	0-1	1	0	0	1	0	0	0	11
21	Williams, B.	0-1	0-0	0-0	0-0	0	0	0	0	0	0	0	3
22	Gray, L.	0-0	0-0	0-0	0-0	0	2	0	0	1	0	0	2
33	Cook, N.	0-2	0-0	2-2	3-1	4	2	2	1	1	0	1	11
<b>TEAM</b>					1-2	3				1			
<b>TOTALS</b>					16-44	4-11	14-20	10-19	29	18	50	9	200
<b>TOTAL FG%:</b>					1st: 7-29	.241	2nd: 9-15	.600	Game: 16-44	.364			
<b>3-PT FG%:</b>					1st: 3-9	.333	2nd: 1-2	.500	Game: 4-11	.364			
<b>FT%:</b>					1st: 5-9	.556	2nd: 9-11	.818	Game: 14-20	.700			

Technical Fouls: none


Officials: Verne Harris, Jeff Campbell, Jeff Malham

Attendance: 4,344


Score by Half

ULM.....26-31 57

Jacksonville State.....22-28 50



**GAME 6**  
**ULM: 55**  
**Illinois State: 59**  
**November 27, 2010 • Redbird Arena**  
**Normal, Ill.**



NORMAL, Ill. – After trailing by 15 at the intermission, the ULM men's basketball team's second half comeback effort came up just a little short at the Warhawks fell at Illinois State, 59-55, on Saturday evening (Nov. 27) in the Global Sports Roundball Classic.

Senior forward Lawrence Gilbert led all scorers with 17 points, including 15 after halftime. Junior guard Fred Brown added 13 points, senior forward Tommie Sykes chipped in 12 points and nine rebounds and junior guard Hugh Mingo reached double-figures with 11 points.

ULM made seven second half three-pointers to none for Illinois State as the Warhawks nearly completed the comeback. The Warhawks didn't make a second half substitution until the final seconds when Sykes fouled out as Sykes, Gilbert, Mingo, Brown and junior center Fabio Ribeiro all played the entire second 20 minutes.

Austin Hill led Illinois State with 16 points and Jackie Carmichael finished with 14 for the Redbirds.

Down by 15, ULM raced out of the locker room at the intermission with an 8-2 burst, including triples by Gilbert and Mingo, to cut the Illinois State lead to single-digits, 35-26.

The Warhawks continued to pull their way back into the contest as back-to-back buckets by Gilbert, the second of the pair being a smooth baseline fade away, brought ULM within four, 39-35.

Following a basket by Illinois State, Sykes converted an old-fashioned three-point play to bring the Redbirds lead down to just three, 41-38, with just over 11 minutes to play.

It took ULM nearly eight minutes to get closer, but it did when Brown connected on a triple from the wing to bring the Warhawks within a pair, 53-51, with 2:37 left on the clock.

The Illinois State lead grew back to five until a triple from Mingo cut the lead back to just a pair. After the Warhawks got a stop and a defensive rebound, ULM had the ball with 13 seconds to play. The Warhawks called a timeout and, out of the timeout, Brown went to the basket but couldn't convert and Illinois State escaped with the victory.

Illinois State jumped out to an early 7-3 lead to open the contest, prompting a ULM timeout. Gilbert connected on the first basket following the timeout to bring the Warhawks within a pair, but Illinois State responded with six-straight to take a 13-5 advantage with 12:26 to play in the first half.

After a bucket from Sykes pulled the Warhawks back within a half-dozen, the Redbirds used a 16-2 run to take a 29-9 lead with just over three minutes to play in the opening stanza.

ULM outscored Illinois State 9-4 in the final three minutes to cut the ISU lead to 33-18 at the break.

No.	ULM	FG	3FG	FT	O-D	TOT	F	TP	A	TO	B	S	MIN	
13	Sykes, T.	3-15	0-0	6-11	3-6	9	5	12	3	3	0	4	37	
22	Gilbert, L.	7-9	3-5	0-0	2-5	7	2	17	3	0	1	0	37	
41	Ribeiro, F.	0-2	0-0	0-0	4-5	9	3	0	0	3	2	0	34	
24	Mingo, H.	4-11	3-10	0-0	0-4	4	4	11	1	1	0	0	40-	
55	Brown, F.	5-15	3-6	0-0	0-2	2	2	13	4	5	0	2	33	
5	Bibi Ndongo, C.	1-2	0-0	0-0	1-0	1	1	2	0	0	1	0	5	
10	Hansberry, M.	0-1	0-0	0-0	1-1	2	1	0	0	1	0	0	12	
15	McCray, R.J.	0-0	0-0	0-0	0-0	0	0	0	0	0	0	0	2	
TEAM						2-1	3							
TOTALS		20-55	9-21	6-11	13-24	37	18	55	11	16	3	7	200	
TOTAL FG%:		1st: 7-26	.269	2nd: 13-29	.448	Game: 20-55		.364						
3-PT FG%:		1st: 2-9	.222	2nd: 7-12	.583	Game: 9-21		.429						
FT%		1st: 2-5	.400	2nd: 4-6	.667	Game: 6-11		.545						



# 2010-11: Box Scores



**GAME 7**  
**ULM: 66**



**South Dakota: 79**  
**November 28, 2010 • Redbird Arena**  
**Normal, Ill.**

NORMAL, Ill. – The ULM men's basketball team fell, 79-66, to South Dakota on Sunday afternoon (Nov. 28) on the final day of the Global Sports Roundball Classic. Senior forward Tommie Sykes led ULM with 19 points and nine rebounds.

Junior guard Hugh Mingo scored 16 points, junior guard Fred Brown contributed 15 points and senior forward Lawrence Gilbert added 11.

South Dakota built a 15-point halftime lead, thanks in part to seven three-pointers, and ULM was never able to get closer than six during the second half.

South Dakota started quickly in the contest, opening an early 10-2 lead in the first two minutes, making four of its first five shots, including a pair of triples. ULM responded by cutting the lead to just two, 12-10, thanks to five-straight points from Brown.

A 9-0 run by the Coyotes pushed their lead to 26-15 with just under 12 minutes to play in the first half.

ULM pulled back within a half-dozen on a corner trifecta by Mingo with eight minutes left in the half, but South Dakota answered with a 12-4 run to push its advantage to 42-28 three minutes later.

South Dakota took a 15-point lead, 47-32, into the half. Charlie Westbrook paced the Coyotes with 14 points in the opening 20 minutes; Jake Thomas added 12 on four three-pointers as South Dakota shot 54.1 percent (20-of-37) as a team in the first half.

Sykes had 11 before the break to lead ULM; Mingo also reached double-figures with 10 in the opening stanza.

For the second-straight day, ULM stormed out of the locker room at the half, using a 9-2 run to pull within eight, 49-41, and force a South Dakota timeout. Gilbert made a pair of baskets during the run and Mingo hit a corner three before the Coyotes called timeout.

The lead was trimmed to six on a layup by junior center Fabio Ribeiro, but South Dakota then went on a 10-2 run to push its lead to 59-45 with 11:37 to play.

South Dakota again heated up from the field and ULM was unable to climb back into the contest.

The Coyotes were led by 24 points from Westbrook; Thomas added 20 and Trevor Gruis had a double-double with 13 points and 13 rebounds.

No.	ULM	FG	3FG	FT	O-D	TOT F	TP	A	TO	B	S	MIN
13	Sykes, T.	7-11	0-0	5-9	5-4	9	3	19	1	2	1	0
22	Gilbert, L.	5-11	1-6	0-0	2-5	7	4	11	3	2	2	40
41	Ribeiro, F.	1-2	0-0	0-0	0-2	2	4	2	0	0	0	13
24	Mingo, H.	6-13	4-10	0-0	1-3	4	3	16	0	0	1	40
55	Brown, F.	6-16	1-4	2-4	0-2	2	2	15	4	5	0	34
2	Eke, I.	0-0	0-0	0-0	0-0	0	0	0	0	0	0	2
5	Bibi Ndongo, C.	0-2	0-0	1-2	3-2	5	2	1	0	0	0	19
10	Hansberry, M.	0-5	0-3	2-2	0-1	1	0	2	1	2	0	1
15	McCray, R.J.	0-0	0-0	0-0	0-0	0	0	0	0	0	0	7
<b>TEAM</b>					0-2	2						
<b>TOTALS</b>					25-60	6-23	10-17	11-21	32	18	66	9
<b>TOTAL FG%:</b>					1st: 11-31	.355	2nd: 14-29	.483	Game: 25-60	.417		
<b>3-PT FG%:</b>					1st: 3-14	.214	2nd: 3-9	.333	Game: 6-23	.261		
<b>FT%:</b>					1st: 7-9	.778	2nd: 3-8	.375	Game: 10-17	.588		

No.	South Dakota	FG	3FG	FT	O-D	TOT F	TP	A	TO	B	S	MIN
32	Andreotti, R.	1-3	0-0	0-0	0-1	1	2	2	0	1	0	36
50	Gruis, T.	5-9	0-0	3-4	6-7	13	4	14	2	0	0	40
1	Westbrook, C.	9-16	3-4	3-4	1-0	1	3	24	3	3	0	32
4	Krogman, L.	4-12	2-7	2-2	0-1	1	0	12	2	1	0	30
5	Cutler, K.	1-2	0-0	0-0	0-2	2	1	2	4	4	0	21
2	Tecker, S.	2-4	0-1	2-2	4-6	10	3	6	2	0	0	28
14	Boots, J.	0-1	0-1	0-0	0-1	1	1	1	0	0	0	7
22	Thomas, J.	5-13	5-11	5-6	0-7	7	0	20	0	1	0	31
30	Rodenburg, KC	0-0	0-0	0-0	0-0	0	1	0	1	1	0	3
<b>TEAM</b>					1-1	2						
<b>TOTALS</b>					27-60	10-24	15-18	12-26	38	15	79	15
<b>TOTAL FG%:</b>					1st: 20-37	.541	2nd: 7-23	.304	Game: 27-60	.450		
<b>3-PT FG%:</b>					1st: 7-13	.538	2nd: 3-11	.273	Game: 10-24	.417		
<b>FT%:</b>					1st: 0-0	.000	2nd: 15-18	.833	Game: 15-18	.833		

Technical Fouls: none

Officials: Verne Harris, Jeff Campbell, Gerald Williams

Attendance: 4,059

Score by Half

South Dakota.....47-32 79

ULM.....32-34 66



**GAME 8**  
**ULM: 53**



**Kent State: 69**  
**December 2, 2010 • M.A.C. Center**  
**Kent, Ohio**

KENT, Ohio – The ULM men's basketball team dropped a 69-53 decision at Kent State on Thursday night (Dec. 2). The Golden Flashes used a 16-1 run to close the first half to build a lead that would prove to be the difference in the contest.

Junior guard Hugh Mingo scored 16 points to lead the Warhawks offensively, 13 of which came after halftime, Mingo was the lone Warhawk in double figures. Senior forward Tommie Sykes tied a career-high with 10 rebounds.

The Warhawks and Golden Flashes went back-and-forth in the early going, trading the lead four times, with three ties, in the opening eight minutes of the contest.

ULM took a four-point lead, 16-12, on a baseline jumper by senior forward Lawrence Gilbert with 7:47 to play in the half. The basket marked the first two-possession lead of the game for either team.

After freshman guard R.J. McCray restored ULM's four-point cushion with a driving layup, Kent State (went on a 16-1 run to end the half. ULM scored just one point, a free throw by freshman guard Marcellus Hansberry, in the final seven minutes of the opening stanza.

ULM used a 7-2 run to begin the second half to trim the Kent State lead to just six, 32-26. Mingo and junior center Fabio Ribeiro had layups during the burst and Gilbert hit a triple as the Warhawks cut the lead to a half-dozen.

With the Kent State advantage at seven, an 8-1 Golden Flashes run pushed the lead to 45-31 with 13 minutes left in the second half.

A 12-5 burst for the Warhawks, highlighted by back-to-back threes from Mingo and freshman forward Steven McClellan, brought the Kent State lead back to single-digits, 62-51, with three-and-a-half minutes to play.

But the comeback attempt was halted as Kent State held ULM to just two points the remainder of the contest.

Both teams shot the ball extremely well in the final 20 minutes of the contest, ULM shot 55.6 percent (15-of-27) from the floor while Kent State made 57.7 percent (15-of-26) of its attempts from the field.

Greene and Carlton Guyton paced the Golden Flashes with 17 points apiece. Michael Porri had a game-high eight assists for Kent State.

No.	ULM	FG	3FG	FT	O-D	TOT F	TP	A	TO	B	S	MIN
13	Sykes, T.	3-9	0-0	0-2	4-6	10	0	6	2	2	0	31
22	Gilbert, L.	3-10	2-7	0-0	0-3	3	3	8	2	5	0	1
41	Ribeiro, F.	1-3	0-0	1-2	1-3	4	3	3	0	0	0	18
10	Hansberry, M.	3-8	0-3	1-2	0-5	5	4	7	4	2	0	1
24	Mingo, F.	7-12	2-7	0-0	0-3	3	1	16	2	4	0	2
5	Bibi Ndongo, C.	1-1	0-0	0-0	0-0	0	0	2	0	1	0	11
15	McCray, R.J.	2-3	0-0	0-0	1-0	1	1	4	4	1	0	1
23	McClellan, S.	3-3	1-1	0-0	0-2	2	0	7	1	0	0	1
<b>TEAM</b>					2-1	3						
<b>TOTALS</b>					23-49	5-18	2-6	6-22	28	12	53	15
<b>TOTAL FG%:</b>					1st: 8-22	.364	2nd: 15-27	.556	Game: 23-49	.469		
<b>3-PT FG%:</b>					1st: 2-10	.200	2nd: 3-8	.375	Game: 5-18	.278		
<b>FT%:</b>					1st: 1-2	.500	2nd: 1-4	.250	Game: 2-6	.333		

No.	Kent State	FG	3FG	FT	O-D	TOT F	TP	A	TO	B	S	MIN
33	Manns, J.	1-6	0-1	1-2	3-3	6	3	3	0	2	2	0
34	Greene, J.	7-8	0-0	3-3	0-0	0	0	17	3	4	1	2
2	Porri, M.	1-6	0-2	1-2	0-3	3	1	3	8	1	1	3
11	Guyton, C.	5-8	5-7	2-2	0-7	7	1	17	2	0	0	29
32	Sherman, R.	3-7	1-3	0-0	0-3	3	1	7	4	2	0	3
1	Gaines, E.	3-5	1-1	0-0	1-1	2	2	7	1	0	0	14
3	Holt, R.	3-8	2-5	0-0	0-1	1	1	8	2	0	0	22
13	Henniger, M.	0-0	0-0	0-0	0-2	2	0	0	0	0	0	2
15	Nealy, D.	0-0	0-0	0-0	0-1	1	1	0	0	0	0	7
21	Johnson, R.	2-4	1-2	0-0	0-1	1	0	5	3	2	0	3
22	Leonard, D.	1-1	0-0	0-0	0-0	0	0	2	0	0	0	7
<b>TEAM</b>					2-0	2						
<b>TOTALS</b>					26-53	10-21	7-9	6-22	28	10	69	23
<b>TOTAL FG%:</b>					1st: 11-27	.407	2nd: 15-26	.577	Game: 26-53	.491		
<b>3-PT FG%:</b>					1st: 4-12	.333	2nd: 6-9	.667	Game: 10-21	.476		
<b>FT%:</b>					1st: 4-5	.800	2nd: 3-4	.750	Game: 7-9	.778		

Technical Fouls: none

Officials: Mike Foote, Jim Schipper, Wille Pulliam

Attendance: 4,395

Score by Half

ULM.....19-34 53

Kent State.....30-39 69



**GAME 9**  
**ULM: 58**



**Louisiana Tech: 67**  
**December 4, 2010 • Thomas Assembly Center**  
**Ruston, La.**

RUSTON, La. – Junior guard Hugh Mingo scored a career-high 18 points and grabbed a career-best nine rebounds, but the ULM men's basketball team fell, 67-58, on Saturday night (Dec. 4) at Louisiana Tech. The Bulldogs built a 12-point halftime edge with 60.0 percent shooting from beyond the three-point arc in the first half. ULM cut the gap to as little as six in the second stanza but was unable to get any closer after the intermission.

Junior guard Fred Brown scored 18 points and had a career-best seven assists while senior forward Lawrence Gilbert chipped in 10 points.

Louisiana Tech (7-2) shot 47.8 percent (22-of-46) from the floor in the contest while ULM shot 35.8 percent (24-of-67) from the field, including just 17.9 percent (5-of-28) from beyond the three-point arc.

With the game tied a four early, Louisiana Tech used an 8-0 run to take a 12-4 advantage. ULM (2-7) cut the gap back to four as it responded with a 7-3 burst; Mingo started the spurt with a triple while freshman forward Steven McClellan and Brown also added baskets.

The Bulldogs scored the next nine, all on three-point baskets, to push their lead to 23-11 with 12:36 to play in the first half. Louisiana Tech started the game 5-of-6 from beyond the three-point arc.

Louisiana Tech's lead was extended to 36-20 with 3:25 as to play as the Bulldogs held ULM scoreless for over four minutes. The Warhawks cut the gap to a dozen, 37-25, at the intermission with a 5-1 burst to close the half.

Mingo led ULM with seven points in the opening 20 minutes. Brandon Gibson scored 14 to lead all scorers in the opening stanza. The Bulldogs shot 54.5 percent (12-of-22) in the first half while the Warhawks shot just 34.4 percent (11-of-32).

The Warhawks and Bulldogs traded baskets for the first seven minutes of the second half before ULM went on a 7-0 run to cut the Louisiana Tech lead to seven, 49-42, and force a timeout. Mingo went to the basket for a pair of buckets to jumpstart the run before Brown buried a triple.

After a free throw by Louisiana Tech, another basket from Mingo pulled ULM to within six, 50-44, at the midway point of the second stanza.

Still leading by six, Louisiana Tech used an 11-4 run to push its advantage to 63-50 with 4:37 remaining in the second half.

Gilbert halted the Bulldogs charge with a triple from the wing, but the Warhawks then went scoreless for three minutes following the trifecta.

ULM scored the final five points of the game, but it wasn't enough as the Warhawks finished their season-long five-game road trip with a defeat.

No.	ULM	FG	3FG	FT	O-D	TOT F	TP	A	TO	B	S	MIN
13	Sykes, T.	1-2	0-0	2-5	5-3	8	5	4	1	0	0	3
22	Gilbert, L.	3-14	1-9	3-4	4-1	5	4	10	2	0	1	35
23	McClellan, S.	2-4	0-0	0-0	0-3	3	2	4	0	0	0	15
24	Mingo, H.	8-13	2-5	0-0	1-8	9	3	18	2	0	0	38
55	Brown, F.	8-28	2-13	0-0	0-2	2	1	18	7	3	1	40
05	Bibi Ndongo, C.	0-0	0-0	0-0	0-1	1	0	0	0	1	0	6
10	Hansberry, M.	0-1	0-1	0-0	0-1	1	1	0	1	1	0	18
41	Ribeiro, F.	2-5	0-0	0-1	0-1	1	5	4	0	3	0	25
<b>TEAM</b>					6-2	8						
<b>TOTALS</b>					24-67	5-28	5-10	16-22	38	21	58	11
<b>TOTAL FG%:</b>					1st: 11-32	.344	2nd: 13-35	.377	Game: 24-67	.358		
<b>3-PT FG%:</b>					1st: 1-10	.100	2nd: 4-18	.222	Game: 5-28	.179		
<b>FT%:</b>					1st: 2-6	.333	2nd: 3-4	.750	Game: 5-10	.500		

No.	La. Tech	FG	3FG	FT	O-D	TOT F	TP	A	TO	B
-----	----------	----	-----	----	-----	-------	----	---	----	---

# 2010-11: Box Scores



## GAME 10

ULM: 60

Centenary: 46

December 11, 2010 • Fant-Ewing Coliseum  
Monroe, La.



MONROE, La. - Junior guard Hugh Mingo scored a career-high 27 points as ULM pulled away for a 60-46 victory against Centenary Saturday inside Fant-Ewing Coliseum.

It was the second straight game that Mingo has set a career-high in points as he tallied 18 points against Louisiana Tech Dec. 4. The West Monroe, La., native also had seven rebounds and a team-high seven steals to pace the Warhawks.

ULM (3-7) limited Centenary to just 15 field goals and 34.1 percent from the field with a strong defensive performance. The Warhawks also forced 18 turnovers, scoring 26 points off those turnovers.

Freshman guard Marcelis Hansberry and senior forward Lawrence Gilbert each chipped in seven points for the Warhawks. Senior forward Tommie Sykes recorded six points and a team-high eight rebounds.

Sophomore forward Jeron Trotman had 12 points and eight rebounds to pace Centenary, who fell to 0-11 on the season.

The Warhawks scored nine straight points to open up a 47-34 advantage with 5:44 remaining in a game that saw seven ties and four lead changes. ULM forced four turnovers and held Centenary without a field goal for just over four minutes during that span.

Freshman forward Steven McClellan connected on a layup to start the run and give ULM a 40-34 advantage. After a free throw from Mingo, McClellan connected on a pair of free throws and Sykes added a layup to give the Warhawks its first double-digit lead at 45-34. Hansberry capped the run with a pair of free throws.

Centenary quickly tied the game at 26-all with a 7-2 run to open the second half. Leo Davis drained a 3-pointer, then Max Nakwaasah scored on a layup to cap the run with 18:01 to play.

Mingo was hot in the first half as he scored 14 of the team's 24 points before the break. He made 6 of 9 shots from the field, including two 3-pointers.

The Warhawks used a 12-0 run midway through the first half to build a 20-11 lead with 5:48 to play before the break. Mingo connected on a pair of 3-pointer during the stretch and RJ McCray capped the run with a layup.

Centenary closed the half with an 8-4 spurt to trail ULM 24-19 at intermission. The Warhawks shot 42.3 percent in the half and limited Centenary to 26.1 percent from the field.

No.	ULM	FG	3FG	FT	O-D	TOT	F	TP	A	TO	B	S	MIN
13	Sykes, T.	3-8	0-0	0-4	6-2	8	5	6	0	2	2	1	33
22	Gilbert, L.	3-7	0-1	1-2	1-1	2	1	7	0	3	0	1	21
10	Hansberry, M.	1-3	0-2	5-8	0-1	1	2	7	5	2	0	1	35
24	Mingo, H.	9-17	2-5	7-9	1-6	7	1	27	0	3	0	7	38
55	Brown, F.	2-8	0-4	2-2	0-5	5	3	6	0	2	0	0	33
15	McCray, R.	1-2	0-0	0-0	1-1	2	2	2	0	0	0	0	12
21	Goodin, J.	0-0	0-0	0-0	1-0	1	0	0	0	0	0	0	2
23	McClellan, S.	1-5	0-0	3-4	3-3	6	3	5	1	1	0	0	23
41	Ribeiro, F.	0-1	0-0	0-0	1-1	2	2	0	0	2	0	0	3
TEAM		3-2		5									
TOTALS		20-51	2-12	18-29	17-22	39	20	60	6	15	2	10	200
TOTAL FG%:		1st: 11-26	42.3	2nd: 9-25	36.0	Game: 20-51		.392					
3-PT FG%:		1st: 2-8	.250	2nd: 0-4	.000	Game: 2-12		.167					
FT%:		1st: 0-4	.000	2nd: 18-25	.720	Game: 18-29		.621					

No.	Centenary	FG	3FG	FT	O-D	TOT	F	TP	A	TO	B	S	MIN
20	Lowery, L.	1-7	0-3	0-1	2-2	4	4	2	1	4	1	1	34
35	Trotman, J.	4-6	0-0	4-6	4	8	3	12	2	3	0	2	34
44	Nakwaasah, M.	2-6	0-3	2-2	0-5	5	2	6	0	1	0	0	24
4	Rebol, A.	0-1	0-0	1-2	1-0	1	2	1	1	2	0	1	11
13	Harwell, A.	2-4	0-1	2-3	0-3	5	3	6	1	2	0	1	23
2	Davis, L.	3-10	3-6	1-2	2-0	2	2	10	1	5	0	1	30
5	Blount, J.	1-7	1-5	2-6	1-0	1	0	5	0	0	0	0	21
22	Sims, T.	0-0	0-0	0-0	0-1	1	0	0	0	0	0	0	3
23	Cooper, Q.	1-1	0-0	0-1	1-2	3	2	2	0	0	0	2	12
30	Diallo, B.	1-2	0-0	0-0	0-1	1	1	2	1	1	0	0	8
TEAM		1-0		1									
TOTALS		15-44	4-18	12-23	12-18	30	21	46	7	18	1	8	200
TOTAL FG%:		1st: 6-23	.261	2nd: 9-21	.429	Game: 15-44		.341					
3-PT FG%:		1st: 1-8	.125	2nd: 3-10	.300	Game: 4-18		.222					
FT%:		1st: 6-9	.667	2nd: 6-14	.429	Game: 12-23		.522					

Technical Fouls: none

Officials: Marty McEachern, Emanuel Upton, Reinaldo Acosta

Attendance: 857

Score by Half

Centenary.....19-27 46

ULM.....24-36 60



## GAME 11

ULM: 49

UTEP: 79

December 15, 2010 • Don Haskins Center  
El Paso, Texas



EL PASO, Texas -- Texas-El Paso used a 20-4 run midway through the opening half to pull away from ULM en route to a 79-49 victory Wednesday night at the Don Haskins Center. Fabio Riberio led the Warhawks with a career-high 15 points.

Riberio, whose previous career-high was a six-point effort at Alabama last season, connected on 6-of-9 shots from the floor and 3-of-4 attempts from the charity stripe. Hugh Mingo, the reigning Sun Belt Player of the Week, netted 11 points including one 3-pointer to give him one in every game this season. Tommie Sykes pulled down a game-high eight rebounds.

Conference USA's third-leading scorer Randy Culpepper led five Miners in double figures as he finished with 18 points; 11 coming from the free throw line. Claude Britten and Jeremy Williams scored 14 each, while Christian Polk netted 12 points and Julyan Stone added 10 points.

The Warhawks (3-8) hit 3-of-4 shots over a two-minute period to close an early eight-point UTEP lead down to just three, 14-11, with 12:43 to play. However, the Miners (7-2) scored 20 of the game's next 24 points to stake a 34-15 lead with 5:42 to play in the half before taking a 40-19 lead into the halftime break.

ULM found its stroke in the second half connecting on 50 percent (13-of-26) of its shots from the floor after a sluggish opening 20 minutes that saw the Warhawks shoot just 29.2 percent (7-of-24). The Miners enjoyed a decisive advantage at the free throw line with 30 attempts compared to just 12 by the Warhawks.

No.	ULM	FG	3FG	FT	O-D	TOT	F	TP	A	TO	B	S	MIN
22	Gilbert, L.	2-8	0-1	0-0	0-5	5	3	4	1	0	0	0	24
23	McClellan, S.	2-5	0-1	0-0	1-0	1	5	4	0	1	0	0	12
10	Hansberry, M.	1-3	0-0	3-4	0-3	3	2	5	3	3	0	0	16
24	Mingo, H.	5-13	1-6	0-0	0-4	4	4	11	2	5	0	0	32
55	Brown, F.	4-7	0-2	0-0	0-2	2	2	8	1	1	0	1	28
2	Eke, I.	0-0	0-0	0-0	0-1	1	0	0	0	0	0	0	3
5	Bibi Ndongo, C.	0-1	0-0	0-0	2-0	2	0	0	0	2	0	0	3
12	Reeves, L.	0-2	0-1	0-0	0-1	1	1	0	4	1	0	0	27
13	Sykes, T.	0-2	0-1	0-0	0-1	1	1	0	4	1	0	0	14
15	McCray, R.	0-0	0-0	0-0	0-0	0	0	0	0	1	0	0	17
41	Ribeiro, F.	6-9	0-0	3-4	0-1	1	2	15	2	1	0	0	24
TEAM		2-0		2									
TOTALS		20-50	1-11	8-12	6-24	30	21	49	13	15	0	2	200
TOTAL FG%:		1st: 7-24	.292	2nd: 13-26	.500	Game: 20-50		.400					
3-PT FG%:		1st: 1-9	.111	2nd: 0-2	.000	Game: 1-11		.091					
FT%:		1st: 4-6	.667	2nd: 4-6	.667	Game: 8-12		.667					

No.	UTEP	FG	3FG	FT	O-D	TOT	F	TP	A	TO	B	S	MIN
34	Williams, J.	5-10	3-5	1-4	3-3	6	3	14	1	1	0	1	23
32	Britten, C.	6-9	0-0	2-3	2-4	6	1	14	0	0	1	0	18
3	Culpepper, R.	3-8	1-4	11-14	0-3	3	2	18	4	2	0	3	32
5	Stone, J.	3-6	1-3	3-4	0-4	4	0	10	5	1	0	1	27
41	Polk, C.	5-9	2-3	0-0	0-4	4	1	12	4	0	0	2	29
2	Tafaya, T.	0-1	0-0	0-0	0-1	1	0	0	0	0	0	0	2
20	Gordon, I.	1-3	0-1	0-0	1-0	1	0	2	2	0	0	0	14
21	Bohannon, J.	1-3	0-0	1-3	0-5	5	3	3	1	0	1	1	24
23	McCulley	2-3	0-1	0-0	2-0	2	5	4	0	1	0	0	9
24	Perez, M.	0-1	-0	0-0	0-1	1	1	0	2	0	0	0	18
31	Munoz, E.	0-1	0-0	0-0	1-0	1	0	0	0	0	1	0	2
40	Baker, T.	0-0	0-0	2-2	0-0	0	1	2	0	0	0	0	2
TEAM		0-1		1									
TOTALS		26-54	7-17	20-30	9-26	35	17	79	19	5	3	8	200
TOTAL FG%:		1st: 13-25	.520	2nd: 13-29	.448	Game: 26-54		.481					
3-PT FG%:		1st: 3-8	.375	2nd: 4-9	.444	Game: 7-17		.412					
FT%:		1st: 11-18	.611	2nd: 9-12	.750	Game: 20-30		.667					

Technical Fouls: none

Officials: Terry Davis, Brent Meaux, Larry Spaulding

Attendance: 8208

Score by Half

UTEP.....40-39 79

ULM.....19-30 49



## GAME 12

ULM: 58

Florida Atlantic: 60

December 19, 2010 • Fant-Ewing Coliseum  
Monroe, La.



MONROE, La. -- Senior forward Tommie Sykes missed a pair of free throws with 0.2 seconds remaining as Florida Atlantic held on for a 60-58 victory over ULM on Sunday inside Fant-Ewing Coliseum.

Sykes was fouled with under a second remaining in the game on a layup attempt that rimmed in-and-out. Florida Atlantic called a timeout before Sykes came up short on his first free throw attempt. Sykes intentionally missed the second attempt, but ULM was unable to get off a shot attempt before the clock expired.

The Warhawks struggled from the free throw line, converting just 8-of-20 from the charity stripe for the game. ULM came in to the game shooting 66.1 percent from the line.

Junior guard Fred Brown led the way for ULM with 18 points, including four 3-pointers, while junior guard Hugh Mingo and Sykes each chipped in 11 points. Mingo tallied three 3-pointers and Sykes led the way with seven rebounds for the Warhawks, who fell behind 18-2 to start the game.

ULM (3-9, 0-1 SBC) closed a six-point deficit to two with a 6-2 run over the final 3:47 of the game. Freshman forward Steven McClellan converted a layup to cut the lead to four points then Sykes converted 4-of-6 from the free throw line to get the Warhawks within two points with 43 seconds remaining.

The Warhawks forced Florida Atlantic into 20 turnovers in the game. The Owls came in ranked No. 8 in the country, averaging just 10.6 turnovers per game this season. ULM had a season-high 10 steals for the fourth time this season as four different players led the way with two each.

Raymond Taylor scored a game-high 20 points to lead the Owls (8-5, 2-0 SBC). The 5-foot-6 Taylor knocked in 4-of-11 3-pointers and recorded a game-high eight rebounds.

Taylor drained a 25-foot 3-pointer with the shot clock running down to put the Owls up six, 54-48, with 5:46 to play in the game. Following a ULM timeout, Taylor stole the ball and had an easy path for a layup to stretch the lead to eight.

The Warhawks closed the gap to two, 44-42, with on a 3-pointer by Brown with 12:05 to play to cap an 8-0 run. It was the closest ULM had been since a 2-2 with 17:37 remaining in the opening half.

FAU opened the game on an 18-2 run as ULM hit just one of its first nine shots in the game and went nearly seven minutes without a bucket. The Warhawks hit 6-of-9 from the floor over a six-minute streak to pull within nine, 27-18, with 4:18 to play in the half.

The Warhawks ended the first half on a 12-5 run close the gap to 32-26 at the break. Brown drained a pair of 3-pointers during the run and led all players with 10 points at the break. ULM, who had made just a combined three 3-point field goals in the past two games, hit three 3-point shots over the final 10 minutes of the first half.

No.	ULM	FG	3FG	FT	O-D	TOT	F	TP	A	TO	B	S	MIN
13	Sykes, T.	2-5	0-0	7-14	5-2	7	3	11	0	2	1	2	29
24	Mingo, H.	4-7	3-5	0-3	1-5	6	4	11	2	2	1	2	34
41	Ribeiro, F.	2-5	0-0	0-0	3-0	3	3	4	2	1	0	0	26
12	Reeves, L.	1-2	1-2	1-2	0-1	1	1	4	1	1	0	0	21
55	Brown, F.	7-18	4-9	0-0	0-0	0	1	18	2	1	0	2	40
10	Hansberry, M.	0-3	0-2	0-0	0-1	1	3	0	1	3	0	1	22
22	Gilbert, L.	3-9	0-2	0-1	2-2	4	2	6	0	1	0	2	15
23	McClellan, S.	2-4	0-0	0-0	2-1	3	2	4	0	0	0	1	13
TEAM					0-1	1							
TOTALS		21-53	8-20	8-20	13-13	26	19	58	8	11	2	10	200
TOTAL FG%:		1st:	10-24	.417	2nd:	11-29	.379	Game:	21-53				.396
3-PT FG%:		1st:	3-8	.375	2nd:	5-12	.417	Game:	8-20				.400
FT%:		1st:	3-7	.429	2nd:	5-13	.385	Game:	8-20				.400



# 2010-11: Box Scores



**GAME 13**  
ULM: 78



**Northern Colorado: 75**  
**December 22, 2010 • Fant-Ewing Coliseum**  
**Monroe, La.**

MONROE, La. - Senior forward Lawrence Gilbert came off the bench to score a career-high 28 points to help ULM hold on for a 78-75 victory over Northern Colorado Wednesday evening inside Fant-Ewing Coliseum.

Northern Colorado's Neal Kingman put up a shot from half court that sailed wide as time expired to seal the victory for Warhawks. ULM (4-9) shot a season-high 54.3 percent from the field and pushed out to a 22-point advantage early in the second half, but had to hang on as Northern Colorado got to within a point in the final minutes.

Gilbert led four ULM players in double figures with 28 points on 9-of-14 shooting from the field. The 6-foot-7 forward also connected for a 3-pointer and went 9-of-12 from the free-throw line.

Freshman guard Marcellis Hansberry followed with nine of his 13 points in the second half, while junior guard Hugh Mingo chipped in 12 points. Junior guard Fred Brown added 10 points, three steals and two assists in just 17 minutes.

With ULM up two, Hansberry hit a 3-pointer as the shot clock expired to push the lead to 76-71 with 1:39 remaining. Northern Colorado answered with four straight points to make it 76-75 before Hansberry knocked in a pair of free throws to extend the lead to three with 14 seconds remaining.

Junior guard Lonell Reeves went to the free throw line with a chance to seal the game with less than 5 seconds remaining, but came up short on both attempts.

Northern Colorado (4-7) got back into the game with a 23-4 run spanning just over six minutes in the second half. Elliott Lloyd scored on a layup with 5:40 remaining to cut ULM's lead to three at 65-62. The Bears got to within one at 70-69 on a 3-pointer from Chris Kaba with 3:24 left.

Gilbert knocked in a free throw and a layup to extend the lead back to 73-69 at the 2:32 mark.

The Warhawks opened the second half on a 17-4 spurt to take its largest lead of the game at 59-37 with 14:34 remaining in the game.

Freshman Steven McClellan scored on a pair of free throws and a putback to give ULM its first double-digit lead of the game at 46-33. After a 3-pointer from Northern Colorado's Devon Beitzel, the Warhawks scored nine consecutive points to grab a 55-36 advantage at the 15:39 mark.

The Warhawks dominated Northern Colorado with a 41-9 advantage in bench points, most of which came from Gilbert, who played 31 minutes in a reserve role. ULM also had a 30-16 edge in points in the paint.

Gilbert scored nine of his 17 first-half points over a four-minute span as ULM went on a 14-2 run to close the first half. Gilbert capped the run with his only 3-pointer during that stretch with six seconds left in the half that gave ULM its biggest lead of the game at 42-33.

Mingo had the hot hand early as he scored nine of ULM's first 16 points. Mingo knocked down a pair of free throws to tie the game at 16-all with 12:28 to play in the first half.

No.	ULM	FG	3FG	FT	O-D	TOT	F	TP	A	T	B	S	MIN
13	Sykes, T.	1-3	0-0	6-10	2-1	3	5	8	0	4	0	0	22
23	McClellan, S.	2-5	0-0	3-4	3-3	6	4	7	0	1	0	0	28
12	Reeves, L.	0-0	0-0	0-2	0-0	0	0	0	4	0	0	1	35
24	Mingo, H.	4-12	2-7	2-3	1-3	4	4	12	3	4	0	3	32
55	Brown, F.	4-6	2-4	0-2	0-1	1	5	10	2	0	0	3	17
10	Hansberry, M.	5-6	1-2	2-2	0-2	2	1	13	3	2	0	0	18
15	McCray, R.	0-0	0-0	0-0	0-1	1	1	0	0	0	0	0	4
22	Gilbert, L.	9-14	1-3	9-12	2-2	4	5	28	2	3	0	0	31
41	Ribeiro, F.	0-0	0-0	0-0	0-0	0	0	0	0	1	1	0	13
<b>TEAM</b>				0-3	3								
<b>TOTALS</b>		25-46	6-16	22-35	8-16	24	25	78	14	15	1	7	200
<b>TOTAL FG%:</b>		1st: 14-26	.538	2nd: 11-20	.550	Game: 25-46		.543					
<b>3-PT FG%:</b>		1st: 3-7	.429	2nd: 3-9	.333	Game: 6-16		.375					
<b>FT%:</b>		1st: 11-19	.579	2nd: 11-16	.688	Game: 22-35		.629					

No.	No. Colorado	FG	3FG	FT	O-D	TOT	F	TP	A	T	B	S	MIN
10	Kaba, C.	3-9	2-4	8-11	2-2	4	3	16	2	1	1	0	34
33	Kingman, N.	2-9	1-4	4-4	2-2	4	3	9	2	1	1	1	29
44	Montgomery, T.	2-4	0-0	0-0	1-0	1	4	4	1	1	0	0	23
11	Lloyd, E.	3-7	1-4	2-2	1-1	2	5	9	1	4	0	1	28
32	Beitzel, D.	8-12	4-8	8-8	1-7	8	2	28	0	2	0	2	38
00	Addo, E.	2-5	0-0	5-8	3-1	4	4	9	2	2	0	0	28
03	Garnica, P.	0-2	0-2	0-0	0-1	1	1	0	1	4	0	0	14
23	Bedford, M.	0-2	0-2	0-0	0-0	0	1	0	0	1	0	0	6
<b>TEAM</b>				2-1	3								
<b>TOTALS</b>		20-50	8-24	27-33	12-15	27	23	75	9	16	2	4	200
<b>TOTAL FG%:</b>		1st: 7-20	.350	2nd: 13-30	.433	Game: 20-50		.400					
<b>3-PT FG%:</b>		1st: 4-10	.400	2nd: 4-14	.286	Game: 8-24		.333					
<b>FT%:</b>		1st: 15-18	.833	2nd: 12-15	.800	Game: 27-33		.818					

**Technical Fouls:** none

**Officials:** Bart Lenox, Mark Chafin, John Moore

**Attendance:** 775

**Score by Half**

Northern Colorado ..... 33-42 75

ULM ..... 42-36 78



**GAME 14**  
ULM: 36



**Stephen F. Austin: 60**  
**December 29, 2010 • Johnson Coliseum**  
**Nacogdoches, Texas**

NACOGDOCHES, Texas - ULM struggled offensively in a 60-36 loss to Stephen F. Austin Wednesday inside Johnson Coliseum.

The Warhawks (4-10) shot just 36.6 percent from the field and had its lowest scoring output of the season against the Lumberjacks. Stephen F. Austin, who defeated ULM by one point back in November, finished 46.0 percent for the game and led by as many as 28 points Wednesday.

Junior guard Hugh Mingo was the lone Warhawks player in double figures with 11 points. Mingo, a native of West Monroe, La., has now notched double figures in 11 straight games and has made a 3-pointer in each of the last 12 games.

Denzel Barnes led three Lumberjacks in double figures with 13 points and four assists. Eddie Williams tallied 12 points, while Jordan Glynn chipped in 11 points, nine rebounds and four assists.

Stephen F. Austin (8-3) scored the first six points of the game and never trailed. The Lumberjacks used a 13-4 run to take a 22-8 lead with 11:54 to play in the first half.

Mingo hit a 3-pointer and drove to the hole for a layup to get ULM within 11 at 26-15 at the 6:43 mark before Stephen F. Austin used a 6-1 spurt to push out to its biggest lead of the half at 33-17. The Lumberjacks led 35-19 at the break.

The Warhawks shot 47.4 percent in the first half, but made just 1 of 7 shots from 3-point range and were unable to get to the free-throw line.

The Lumberjacks built a 20-point advantage early in the second half at 44-24 on a free throw from Eddie Williams. Barnes hit a pair of 3-pointers to help Stephen F. Austin to its biggest lead of the game at 60-32 with 3:51 to play.

No.	ULM	FG	3FG	FT	O-D	TOT	F	TP	A	T	B	S	MIN
13	Sykes, T.	2-2	0-0	0-2	1-2	3	3	4	1	2	0	2	19
41	Ribeiro, F.	0-0	0-0	0-0	0-1	1	2	0	0	2	1	1	15
12	Reeves, L.	0-0	0-0	0-0	0-0	0	1	0	1	1	0	1	14
24	Mingo, H.	5-13	1-5	0-0	1-4	5	2	11	0	1	0	3	36
55	Brown, F.	1-6	0-1	0-0	0-2	2	3	2	0	3	0	0	25
02	Eke, I.	0-0	0-0	0-0	0-0	0	0	0	0	0	0	0	6
05	Ndongo, C.	1-1	0-0	0-0	0-3	3	0	2	0	1	1	0	15
10	Hansberry, M.	3-8	0-3	0-0	0-0	0	1	6	1	2	0	0	22
15	McCray, R.	0-3	0-0	1-2	0-1	1	0	1	0	0	0	1	14
22	Gilbert, L.	1-4	0-1	2-2	0-1	1	2	4	1	3	0	0	15
23	McClellan, S.	2-4	0-0	2-5	3-3	6	4	6	0	1	1	0	19
<b>TEAM</b>				1-2	3								
<b>TOTALS</b>		15-41	1-10	5-11	6-19	25	18	36	4	19	3	8	200
<b>TOTAL FG%:</b>		1st: 9-19	.474	2nd: 6-22	.273	Game: 15-41		.366					
<b>3-PT FG%:</b>		1st: 1-7	.143	2nd: 0-3	.000	Game: 1-10		.100					
<b>FT%:</b>		1st: 0-0	.000	2nd: 5-11	.455	Game: 5-11		.455					

No.	SFA	FG	3FG	FT	O-D	TOT	F	TP	A	T	B	S	MIN
23	Glynn, J.	5-7	0-0	1-2	2-7	9	1	11	4	2	0	1	30
24	Gomillia, M.	4-5	0-0	0-0	1-0	1	2	8	0	1	0	0	16
55	Scott, Jereal	2-5	0-0	2-7	1-3	4	4	6	0	1	1	0	19
12	Williams, E.	4-6	2-4	2-2	0-3	3	3	12	3	0	1	2	24
14	Barnes, D.	5-8	3-4	0-0	1-0	1	1	13	4	0	0	2	28
01	Gardner, D.	0-2	0-1	0-0	0-1	1	0	0	2	3	0	0	11
05	Bostic, A.	1-4	0-2	0-0	1-1	2	0	2	0	1	0	0	9
10	Olatayo, A.	0-2	0-1	0-1	1-2	3	0	0	0	2	1	1	13
11	Cutler, B.	0-4	0-0	0-0	2-2	4	2	0	0	2	0	0	14
21	Prewster, D.	1-3	1-2	2-2	2-2	4	2	5	2	0	0	0	18
22	Downing, Z.	0-1	0-1	0-0	1-0	1	1	0	0	1	0	0	11
25	Haymond, D.	1-3	1-2	0-0	0-1	1	0	3	0	0	0	0	7
TEAM		0-2				2							
TOTALS		23-50	7-17	7-14	12-24	36	16	60	15	16	2	5	200
TOTAL FG%:		1st: 14-26	.538	2nd: 9-24	.375	Game: 23-50		.460					
3-PT FG%:		1st: 2-4	.500	2nd: 5-13	.385	Game: 7-17		.412					
FT%:		1st: 5-9	.556	2nd: 2-5	.400	Game: 7-14		.500					

**Technical Fouls:** none

**Officials:** Kyle Ingram, Keith Kimble, Rodrick Dixon

**Attendance:** 953

**Score by Half**

Stephen F. Austin ..... 35-25 60

ULM ..... 19-17 36



**GAME 15**  
ULM: 72



**FIU: 73**  
**January 2, 2011 • Fant-Ewing Coliseum**  
**Monroe, La.**

MONROE, La. - FIU overcame a 15-point deficit in the second half to defeat ULM 73-72 Sunday inside Fant-Ewing Coliseum.

The Panthers scored on each of their final 11 possessions in the game for the come-from-behind victory. FIU took its first lead of the game at 69-67 on a layup from Jeremy Allen with 45 seconds remaining.

Senior forward Tommie Sykes registered a season-high 19 points to lead four ULM players in double figures. Junior guard Fred Brown and junior guard Hugh Mingo each tallied 14 points, while freshman forward Steven McClellan had 12 points, seven rebounds and two blocked shots.

After Mingo knocked in a free throw to give ULM a 60-48 lead, FIU scored eight straight points to get within four points with 5:55 remaining. The two teams traded baskets on the next three possessions before FIU scored five straight points to get within 67-66 with 1:24 left to play.

DeJuan Wright led FIU with 19 points and six rebounds. Alex Legion chipped in 14 points, Phil Gary added 12 points and Dominique Ferguson scored 11 points for the Panthers.

The Warhawks (4-11, 0-2 Sun Belt) went on a 13-2 run midway through the second half to take their biggest lead at 57-42.

FIU (6-7, 1-0 Sun Belt) used a quick 6-0 spurt to get within 44-40 with 15 minutes to play. The Panthers capitalized on two consecutive ULM turnovers with back-to-back layups in transition to key the run.

ULM responded with a 3-pointer from Mingo and a layup from freshman Steven McClellan to take a 49-40 advantage with 12:08 to play. The Warhawks added to the lead with a three-point play from senior Tommie Sykes to go up 52-40.

Brown scored seven early points to help ULM to a 13-3 lead to open the game. The Warhawks jumped out to the 10-point advantage on a 3-pointer from Mingo at the 16:00 mark.

ULM grabbed its biggest lead of the half at 21-8 on a layup from Brown with 12:05 remaining in the half. The Warhawks held the 13-point lead on three different occasions in the half, including a 37-24 advantage with 2:10 to play before intermission.


ULM shot 53.8 percent from the field in the opening half and led 37-28 at the break.

No.	ULM	FG	3FG	FT	O-D	TOT	F	TP	A	TO	B	S	MIN
13	Sykes, T.	5-6	0-0	9-12	5-2	7	4	19	1	2	0	1	28
22	Gilbert, L.	2-6	0-2	4-4	2-1	3	5	8	2	2	0	0	27
12	Reeves, L.	1-3	1-1	0-0	0-1	1	2	3	1	5	0	1	31
24	Mingo, H.	4-15	3-9	3-4	1-6	7	5	14	0	2	0	2	40
55	Brown, F.	6-15	1-6	1-2	0-3	3	2	14	3	4	0	1	38
05	Ndongo, C.	0-0	0-0	0-0	0-1	1	0	0	0	0	0	0	2
10	Hansberry, M.	1-1	0-0	0-0	1-1	2	0	2	1	0	0	0	12
15	McCray, R.	0-0	0-0	0-0	0-0	0	0	0	0	0	0	0	0
21	Goodin, J.	0-0	0-0	0-0	0-0	0	0	0	0	0	0	0	0
23	McClellan, S.	4-5	0-0	4-4	2-5	7	3	12	0	2	0	2	22
TEAM							2-0	2					
TOTALS		23-51	5-18	21-26	13-20	33	21	72	8	16	2	5	200
TOTAL FG%:		1st:	14-26	.538	2nd:	9-25	.360	Game:		23-51	.451		
3-PT FG%:		1st:	3-9	.333	2nd:	2-9	.222	Game:		5-18	.278		
FT%:		1st:	6-8	.750	2nd:	15-18	.833	Game:		21-26	.808		




2010-11 ULM MEN'S BASKETBALL

# 2010-11: Box Scores



**GAME 19**  
**ULM: 67**



**South Alabama: 65**  
**January 15, 2011 • Mitchell Center**  
**Mobile, Ala.**

MOBILE, Ala. - It was a night of firsts for the ULM men's basketball team Saturday night in a 67-65 victory against South Alabama inside the Mitchell Center.

ULM won its first Sun Belt game and first road game of the season behind the outstanding play of junior guard Fred Brown. Brown weaved through the Jaguar defense for 25 points, tying his career high for points. Brown finished the game 9-of-18 shooting, including 4-of-8 from 3-point range.

South Alabama turned the ball over on its final possession as time expired to seal the win for the Warhawks, who improved to 6-13, 1-4 in the Sun Belt. Brown hit his fourth 3-pointer of the night to give the Warhawks a 66-63 lead with 2:00 remaining in the game. Martino Brock answered with a jumper to get South Alabama within one with 1:30 left.

Senior guard Tommie Sykes added a free throw to push the ULM lead to 67-65. The Warhawks had a chance to add to its lead on its next possession, but Brown missed on a jumper to give the Jaguars the ball back with 6.9 seconds remaining.

Neither team led by more than three points in the final 15 minutes as the lead went back-and-forth with seven ties and 12 lead changes.

Sykes recorded the first double-double of the season for the Warhawks with 13 points and 12 rebounds, while senior forward Lawrence Gilbert chipped in 14 points. The Warhawks shot 54.8 percent from the field and held a 15-8 advantage in second-chance points.

Gilbert and Sykes each had 12 points in the first half as the Warhawks built an early 10-point advantage. Gilbert had nine of his points during an 18-9 run for ULM. His layup with 6:17 remaining in the half gave the Warhawks a 29-19 advantage, its largest on the road all season.

The Jaguars (7-9, 1-4 SBC) scored eight points in a span of a minute to erase the ULM lead behind the play of Brock. Brock dialed up a pair of 3-pointers back-to-back to spark the run followed by a jumper from Allyn Cooks to get South Alabama within two at 29-27 with 4:48 to play in the opening half.

South Alabama took the lead at 37-36 on a 3-pointer from Cooks with 1:46 remaining. The Jaguars shot 61.9 percent in the half and led 40-37. The Warhawks finished the half shooting 52.2 percent from the field to keep it close.

No.	ULM	FG	3FG	FT	O-D	TOT	F	TP	A	TO	B	S	MIN
13	Sykes, T.	3-6	0-0	7-11	7-5	12	4	13	1	5	0	1	40
22	Gilbert, L.	6-11	1-3	1-1	1-1	2	3	14	2	2	0	1	40
23	McClellan, S.	2-3	0-0	3-4	2-2	4	4	7	0	2	1	0	30
24	Mingo, H.	3-5	0-1	0-0	0-2	2	2	6	3	1	0	1	36
55	Brown, F.	9-18	4-8	3-3	2-2	4	3	25	2	3	0	2	32
10	Hansberry, M.	0-2	0-1	2-2	0-0	0	1	2	2	0	0	0	12
15	McCray, R.	0-0	0-0	0-0	0-0	0	0	0	0	0	0	0	0+
41	Ribeiro, F.	0-0	0-0	0-0	1-1	2	2	0	0	0	0	0	10
TEAM					1-3	4							
TOTALS		23-45	5-13	16-21	14-16	30	19	67	10	14	1	5	200
TOTAL FG%:		1st: 12-23	.522	2nd: 11-22	.500	Game: 23-45	.511						
3-PT FG%:		1st: 2-5	.400	2nd: 3-8	.375	Game: 5-13	.385						
FT%:		1st: 11-13	.846	2nd: 5-8	.625	Game: 16-21	.762						

No.	South Alabama	FG	3FG	FT	O-D	TOT	F	TP	A	TO	B	S	MIN
01	Brock, M.	6-7	4-4	1-2	0-2	2	2	17	2	4	1	1	37
24	Hersey, D.	1-4	0-0	1-2	0-1	1	3	3	3	0	4	0	16
21	Rubit, A.	9-12	0-0	5-7	5-2	7	3	23	2	1	0	1	35
02	Redus, G.	2-3	1-2	2-2	1-1	2	2	7	2	2	0	0	25
33	Williams, T.	3-9	1-4	1-4	0-2	2	3	8	0	1	0	1	31
03	Cooks, A.	2-6	1-4	2-4	0-2	2	2	7	2	0	0	1	34
11	Sanders, R.	0-0	0-0	0-0	0-0	0	0	0	0	1	0	1	4
22	Martin, T.	0-1	0-1	0-0	0-0	0	1	0	2	0	0	0	11
32	Carter, J.	0-0	0-0	0-0	0-1	1	1	0	0	0	0	0	7
TEAM					0-0	0							
TOTALS		23-42	7-15	12-21	6-11	17	17	65	13	9	5	5	200
TOTAL FG%:		1st: 13-21	.619	2nd: 10-21	.476	Game: 23-42	.548						
3-PT FG%:		1st: 5-7	.714	2nd: 2-8	.250	Game: 7-15	.467						
FT%:		1st: 9-17	.529	2nd: 3-4	.750	Game: 12-21	.571						

Technical Fouls: none  
Officials: Bruce Bell, Frank Raposo, Mark Chafin  
Attendance: 2,274  
Score by Half  
South Alabama.....40-25 65  
ULM .....37-30 67



# TV/RADIO ROSTER

## #2 Ife Eke



- Freshman
- Forward
- 6-7 • 215
- Lagos, Nigeria
- Northwest Rankin HS

## #5 Christian Bibi Ndongo



- Junior
- Forward
- 6-9 • 195
- Yaounde, Cameroon
- John Wood CC

## #10 Marcelis Hansberry



- Freshman
- Guard
- 6-0 • 180
- Jackson, Miss.
- Provine HS

## #11 Charles Winborne



- Sophomore
- Guard
- 6-0 • 170
- Shreveport, La.
- Loyola-Chicago

## #12 Lonell Reeves



- Junior
- Guard
- 5-10 • 177
- Springfield, Ill.
- Danville Area CC

## #13 Tommie Sykes



- Senior
- Forward
- 6-4 • 205
- Philadelphia, Pa.
- Odessa College

## #15 R.J. McCray



- Freshman
- Guard
- 6-2 • 180
- Grand Prairie, Texas
- Grace Prep Academy

## #21 JaMichael Goodin



- Freshman
- Guard
- 6-0 • 175
- Monroe, La.
- Wossman HS

## #22 Lawrence Gilbert



- Senior
- Forward
- 6-7 • 210
- New Orleans, La.
- University of Miami

## #23 Steven McClellan



- Freshman
- Forward
- 6-7 • 237
- Fresno, Calif.
- Edison HS

## #24 Hugh Mingo



- Junior
- Guard
- 6-3 • 175
- West Monroe, La.
- South Plains College

## #41 Fabio Ribeiro



- Junior
- Center
- 6-10 • 245
- Caetanopolis, Brazil
- New Mexico JC

## #55 Fred Brown



- Junior
- Guard
- 6-2 • 190
- West Palm Beach, Fla.
- Kansas State

## Head Coach Keith Richard



- First Season at ULM
- 10th Season Overall
- Record: 152-124
- ULM '82